



REGULAR MEETING OF THE BOARD OF TRUSTEES

RVS EDUCATION CENTRE
2651 CHINOOK WINDS DR. SW

AIRDRIE, AB

ZOOM LINK: <https://rockyview.zoom.us/my/rvsboard>

OCTOBER 17, 2024

10:00 a.m. Regular Board Meeting

AGENDA

1. Call to Order
2. Approval of Agenda
3. In-Camera Session
4. Land Acknowledgement
Trustee N. Lang
Rocky View Schools would like to acknowledge the land and recognize all the Indigenous Peoples whose footprints have marked these lands from time immemorial. Together, we can learn and honour the ways of knowing of Indigenous Peoples for all future generations.
5. Motions Arising from In-Camera Session
6. Approval of Minutes
 - a) Regular Board Meeting – October 3, 2024
7. Exemplary Practice/ Student Showcase
 - a) Mitford Literacy and Numeracy Focus Blocks
8. Superintendent's Report
9. Chair's Report/Correspondence
10. Committee Reports
11. Trustee Reports
12. Notice of Motion
13. Adjournment

This unofficial agenda is subject to change and is not *official* until approved at the Board meeting.



EXEMPLARY PRACTICE

TO: THE BOARD OF TRUSTEES

FROM: THE SUPERINTENDENT OF SCHOOLS

Date of Meeting: Oct. 17, 2024

Showcase Name: Mitford School Literacy and Numeracy Focus Blocks

Teachers: Paul Lipman, Meggie Martin

Project Description

Advancing students' numeracy and literacy skills has been an area of focus for Mitford School. To achieve this goal, the school has implemented an engaging and collaborative model of instruction they call Focus Blocks, which has replaced the traditional daily 18-minute silent reading block.

Focus Blocks follow a weekly cycle: Monday and Wednesday centres on word study and vocabulary, Tuesday and Thursday focus on number sense with the current targeted math skill area, and Fridays see students work on writing and making learning visible through myBlueprint. During Focus Blocks, teachers target their literacy and numeracy instruction based on available data from real time reporting, their own observation of their students and baseline data from the Benchmark Assessment System and GB+ French reading assessments.

Staff at Mitford find the targeted outcome approach of Focus Blocks allows students to advance in their own learning while also supporting and collaborating with their peers. Teachers can assess student progress through observation and conversations with students. Data indicates a more than 20 per cent increase in the number of Mitford students reading at or above grade level in June 2024 compared to the previous year, and staff observe more students being engaged in their learning and feeling confident in their skills.

This approach aligns with Goal 1 of RVS' Education Plan, advancing students' numeracy and literacy skills.



SUPERINTENDENT'S REPORT
REGULAR MEETING OF THE BOARD OF TRUSTEES

OCTOBER 17, 2024

AGENDA

- | | ACTION |
|-----------------------------------------------------------------|---------------|
| 1. Ward Boundary Review | Directive |
| 2. 2025/26 and 2026/27 School Calendars | Directive |
| 3. September 30 th Enrolment and School Utilizations | Information |

A handwritten signature in black ink, appearing to read "Greg Luterbach", with a small star-like mark above the final letter.

Greg Luterbach
Superintendent of Schools



**2024 Ward Review
Recommendation
Oct 17, 2024**

Electoral Boundary Review Background



On November 16, 2023 the RVS Board of Trustees passed the following motion:

The Board authorizes a review of RVS' ward boundaries and instructs the Superintendent to retain a consultant and legal advisors, as deemed necessary, to complete the review. Parameters to guide the ward boundary review will be consistent with Policy 29 Ward Structure with the format and level of public consultation to be determined by the Board Planning Committee. The consultant shall report to the Board findings and recommendations by the middle of October 2024.

Policy 29



- 4.2 Number of Trustees: Consideration shall be given as to the number of trustees required for effective governance keeping in mind the prudent use of resources, workload, and accessibility.
- 4.3 Easily Identifiable Borders: Ward boundaries should be clear and easily identifiable so as to avoid voter confusion. Roads, existing municipal boundaries, or geographical features should be used for boundaries. In so far as it is possible, they should avoid having a voter required to vote at two different polling stations for municipal and school board elections.
- 4.4 Consider the rural/urban nature of the division and its associated communities.

Electoral Boundary Review *Education Act: Section 76*



The *Education Act Section 76* sets out the process for how school divisions may change their ward or electoral subdivision. In particular, Section 76 (1)(5) states the following:

Electoral Boundary Review

Education Act: Section 76



- (1) The board of a school division, may by bylaw
 - a) provide for the nomination and election of trustees by wards and determine the boundaries of the wards, or
 - b) provide for the election of trustees by the general vote of the electors.

Electoral Boundary Review *Education Act: Section 76*



- (2) A bylaw passed under this section:
- a) does not apply to the general election next following the passing of the bylaw unless it is passed before December 31 in the year prior to that general election being held, and
 - b) does not apply to or affect the composition of the board until the date of the next general election to which the bylaw applies.

Electoral Boundary Review Education Act: Section 76



(2.1) Subject to subsection (2.2) a board shall provide a copy of a bylaw passed under this section to the Minister as soon as possible after the bylaw is passed.

(2.2) A board shall provide a copy of a bylaw passed under this section to the Minister before December 31 in the year prior to an election year.

Electoral Boundary Review

Education Act: Section 76



(3) A bylaw passed under this section must, if practicable, provide that the number of trustees to be elected in each ward is in the same proportion to the total number of trustees of the board as the population of the ward is to population of the school division.

(4) A board shall establish, implement and make publicly available a policy respecting the consideration and process used by the board to determine ward structure.

*(RVS Policy 29)

Government of Alberta

Further considerations



When a board is considering changes to their structure, representation by population must be considered. Provincial, municipal, and federal population data will be used as the baseline.

Government of Alberta

Further considerations



“The standard variance applicable to an assessment of ‘fair representation’ is the standard used in municipal, provincial and federal elections, which is a variance of $\pm 25\%$. Therefore, if this rule is applied to the test under Section 76 (3), it follows that trustees should be represented in wards as per Section (3) and should represent approximately ($\pm 25\%$) the same number of population as other trustees in the division.”

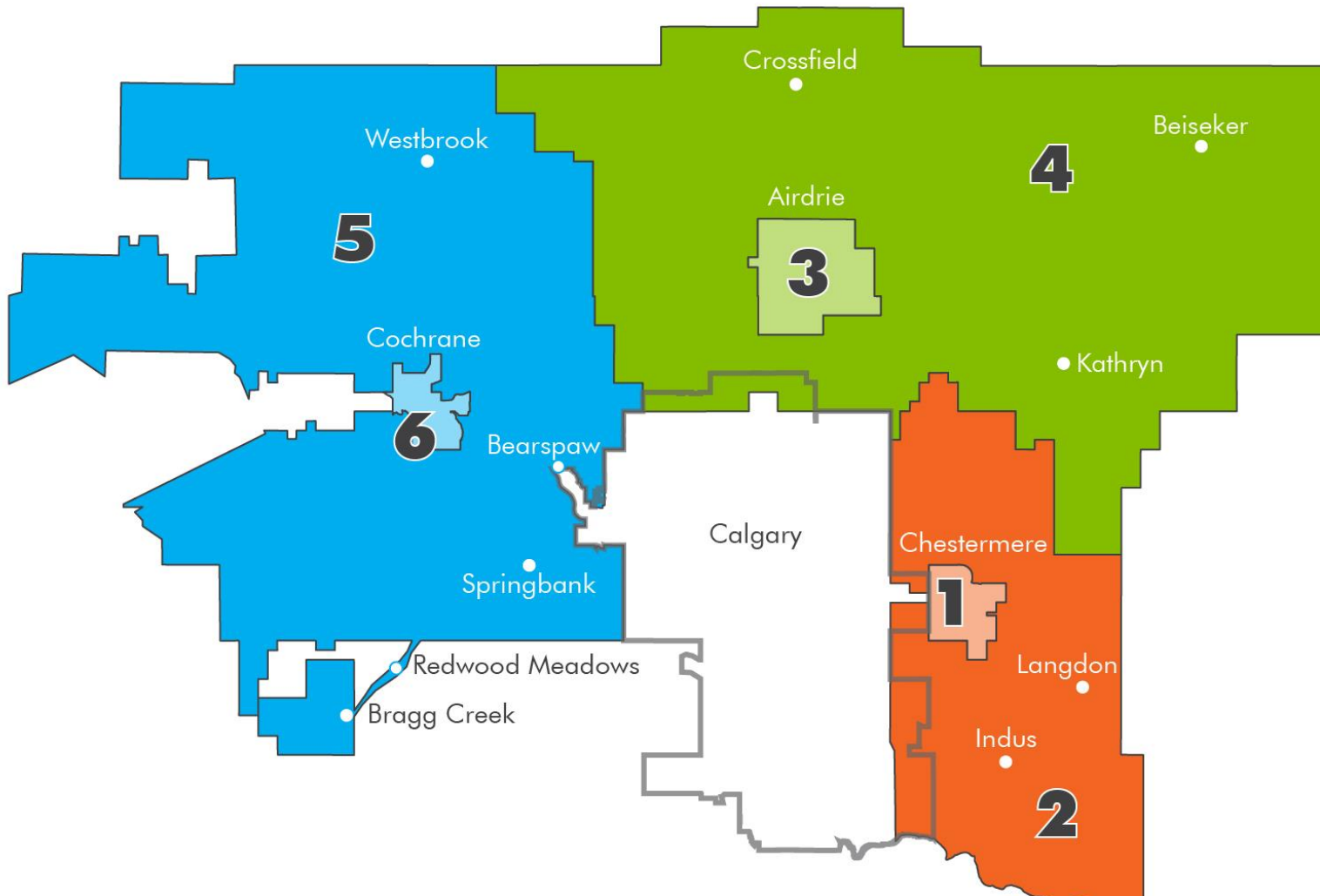
**RVS Policy 29 Section 4.1*

RVS: Division's Population



- As of January 2013, the total population of RVS was approximately 122,220; by 2015 it had grown to 145,363.
- As of January 2024, the population was estimated to be 192,239.

Current Ward Boundaries with 8 Trustees



Ward	# Trustees
Ward 1 Chestermere	1
Ward 2 SE Rural	1
Ward 3 Airdrie	3
Ward 4 NE Rural	1
Ward 5 W Rural	1
Ward 6 Cochrane	1

Current Wards



Ward (number of trustees)	Description
Ward 1 Chestermere (1)	City of Chestermere
Ward 2 SE Rural (1)	Langdon, Indus and Chestermere rural areas
Ward 3 Airdrie (3)	City of Airdrie
Ward 4 NE Rural (1)	Crossfield, Beiseker, Irricana, Kathryn, and Airdrie rural areas
Ward 5 W Rural (1)	Bragg Creek, Springbank, Bearspaw, Westbrook and Cochrane rural areas
Ward 6 Cochrane (1)	Town of Cochrane

Population by Ward 2024



Ward (number of Trustees)	Population 2015	Population 2024	% of Pop
Ward 1 Chestermere (1)	18,496	24,649 (GOA)	12.8%
Ward 2 SE Rural (1)	10,651	12,061 (RVC)	6.3%
Ward 3 Airdrie (3)	59,110	84,000 (City)	43.7%
Ward 4 NE Rural (1)	11,345	12,119 (RVC)	6.3%
Ward 5 W Rural (1)	22,677	23,610 (RVC)	12.3%
Ward 6 Cochrane (1)	23,084	35,800 (GOA)	18.6%
TOTAL	145,363	192,239	100%

Representation by Population with 8 Trustees



- If we take the total population (1 92,239) and maintain 8 Trustees, each trustee should represent 24,029 residents.
- Using the government standard that each ward should be within +/- 25% of the average, the range for a ward would be:
 - 18,022 at the low end
 - 30,036 at the high end
- If maintaining 8 Trustees, then each ward should fall between 18,022 and 30,036 residents

Population by Trustee 2024



Ward (number of Trustees)	Population 2024	Population per Trustee	Compared to Ave 24,029 Pop per Trustee	In the -/+ 25% zone? (18,022 to 30,036)
Ward 1 Chestermere (1)	24,649	24,649	+620	Yes
Ward 2 SE Rural (1)	12,061	12,061	-11,968	No
Ward 3 Airdrie (3)	84,000	28,000	+3,971	Yes
Ward 4 NE Rural (1)	12,119	12,119	-11,910	No
Ward 5 W Rural (1)	23,610	23,610	-419	Yes
Ward 6 Cochrane (1)	35,800	35,800	+11,771	No

Options for Consideration



- A. 7 Trustee option combining Ward 2 (Langdon, Indus and Chestermere rural areas) and Ward 4 (Crossfield, Beiseker, Irricana, Kathryn, and Airdrie rural areas) and redistributing 5,600 residents from Ward 6 (Cochrane: Sunset Ridge) into Ward 5 (Bragg Creek, Springbank, Bearspaw, Westbrook and Cochrane rural areas).

- B. 8 Trustee option adding a Trustee to Ward 6 (Cochrane would now have 2 Trustees) and combining Ward 2 (Langdon, Indus and Chestermere rural areas) and Ward 4 (Crossfield, Beiseker, Irricana, Kathryn, and Airdrie rural areas).

Options



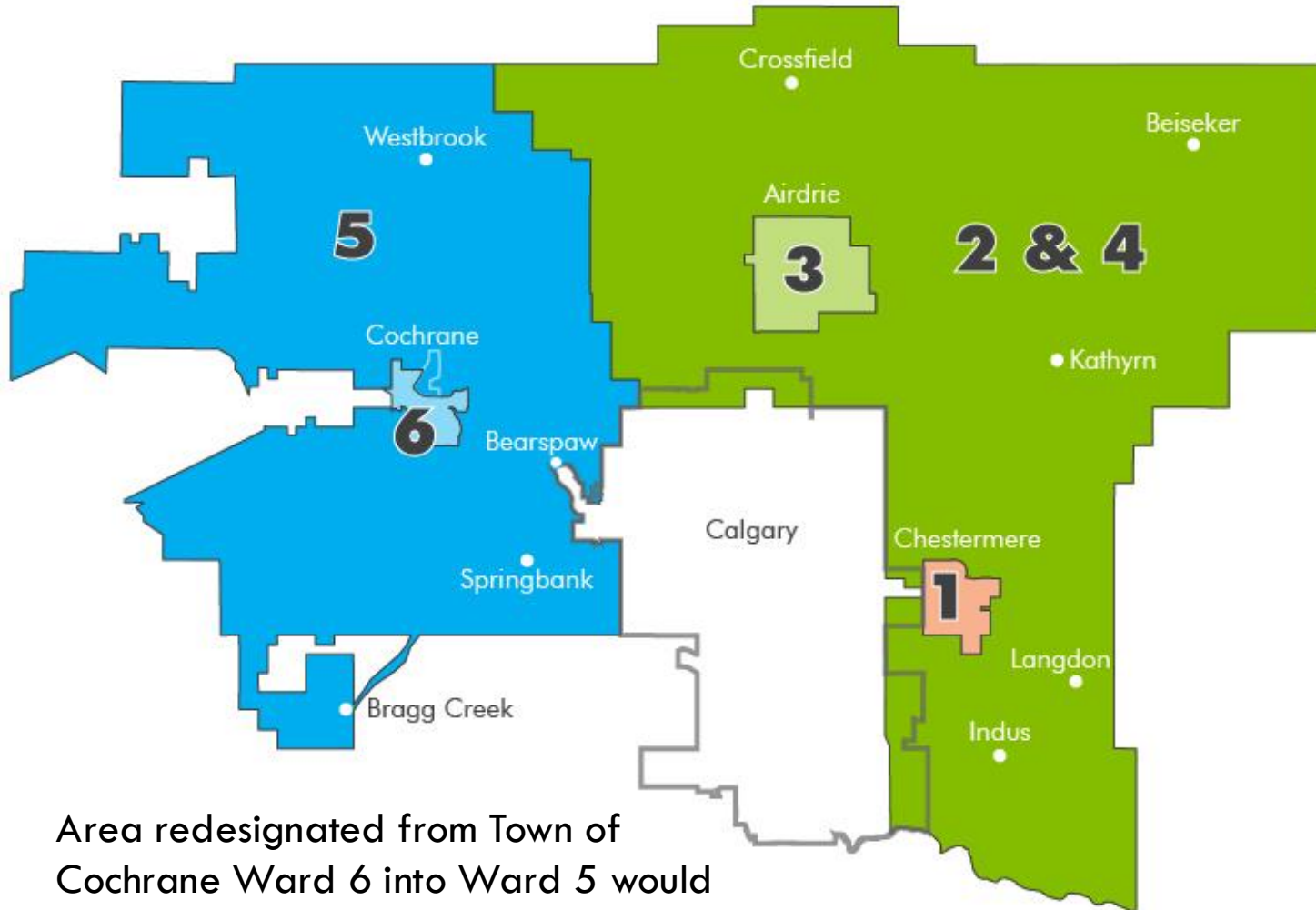
- C. 9 Trustee option adding a trustee to Ward 6 (Cochrane would now have 2 Trustees), and redistributing 8,600 residents from Ward 3 (Airdrie: North of Veterans Blvd) into Ward 4 (Crossfield, Beiseker, Irricana, Kathryn, and Airdrie rural areas) and redistributing 5,100 residents from Ward 1 (Chestermere: East side of the Lake and East of Range Road 282 on the south end of the lake) into Ward 2 (Langdon, Indus and Chestermere rural areas).
- D. 7 Trustee option, Ward 1 City of Chestermere (1 Trustee), Ward 2 and 4 combined (1 Trustee), Ward 3 Airdrie (3 Trustees), Ward 5 Rural West (1 Trustee), Ward 6 Cochrane (1 Trustee).

Option A - Representation by Population with 7 Trustees



- 7 Trustee option combining Ward 2 (Langdon, Indus and Chestermere rural areas) and Ward 4 (Crossfield, Beiseker, Irricana, Kathryn, and Airdrie rural areas) and redistributing 5,600 residents from Ward 6 (Cochrane: Sunset Ridge) into Ward 5 (Bragg Creek, Springbank, Bearspaw, Westbrook and Cochrane rural areas).
- If we take the total population (192,239) and have 7 Trustees, then each Trustee should represent 27,463 residents.
- Using the government standard that each ward should be within +/- 25% , the range for a ward would be:
 - 20,597 at the low end
 - 34,328 at the high end
- If having 7 Trustees, then each ward should fall between 20,597 and 34,328 residents.

Option A - Representation by Population with 7 Trustees



Area redesignated from Town of Cochrane Ward 6 into Ward 5 would be the community of Sunset Ridge

Ward	# Trustees
Ward 1 Chestermere	1
Combined Ward 2 SE Rural & Ward 4 NE Rural	1
Ward 3 Airdrie	3
Ward 5 W Rural plus 5,600 Cochrane residents	1
Ward 6 Cochrane less 5,600 Cochrane residents	1

Option A - Representation by Population with 7 Trustees



Ward (number of trustees)	Population 2024	Population per Trustee	Compared to Ave 27,463 Pop per Trustee	In the -/+ 25% zone? (20,597 to 34,328)
Ward 1 Chestermere (1)	24,649	24,649	-2,814	YES
Combined Ward 2 SE Rural & Ward 4 NE Rural (1)	12,061 + 12,119 = 24,180	24,180	-3,283	YES
Ward 3 Airdrie (3)	84,000	28,000	+537	YES
Ward 5 W Rural plus 5,600 residents from Sunset Ridge within Town of Cochrane (1)	23,610 + 5,600 = 29,210	29,210	+1,747	YES
Ward 6 Cochrane less 5,600 Sunset Ridge residents moved into Ward 5 (1)	35,800 - 5,600 = 30,200	30,200	+2,737	YES

Consultant's Rationale for Option A With 7 Trustees



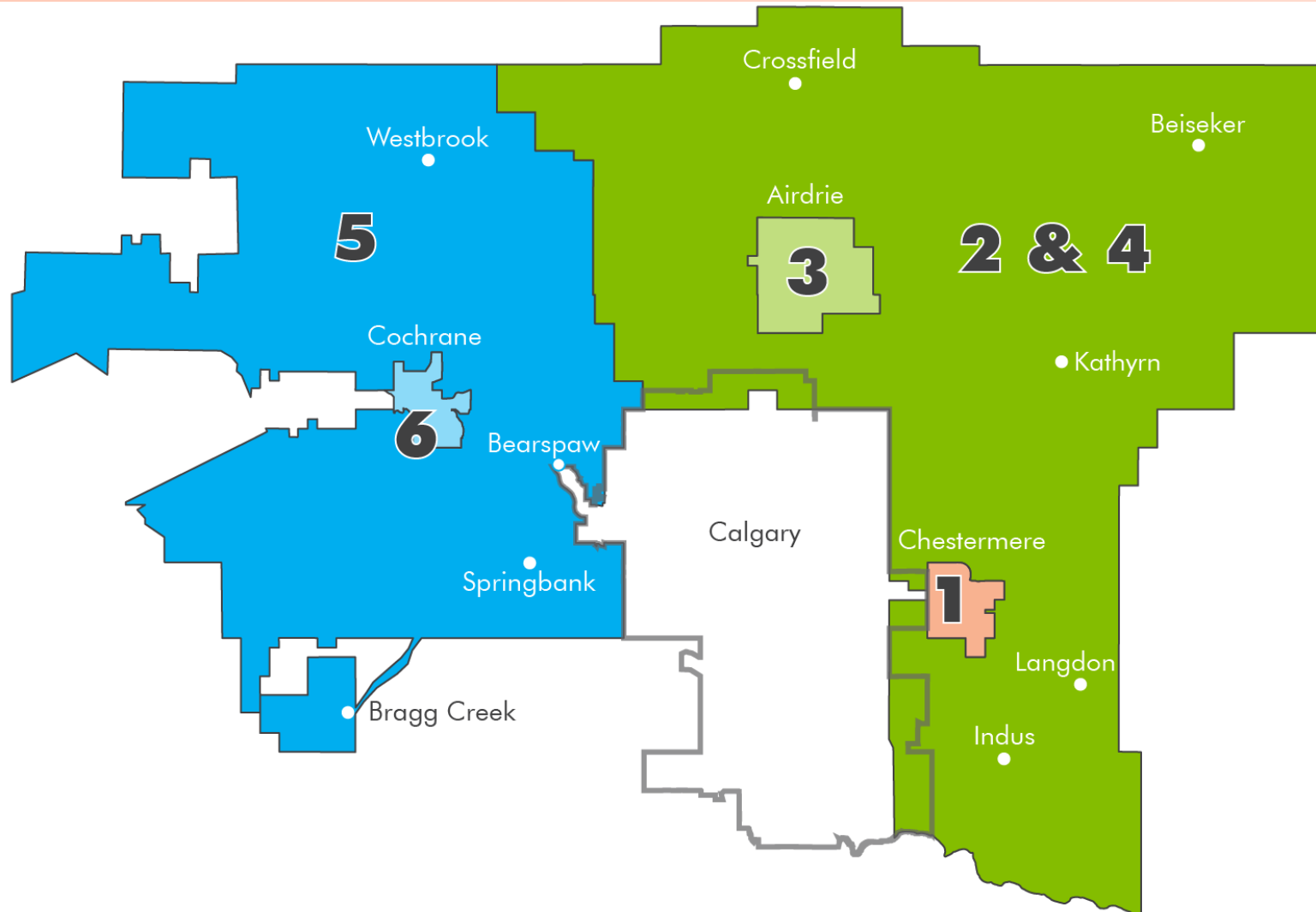
- Geographical boundaries are clearly understood
- Five Wards would fall into the -25/+25 % representation range
- 5,600 population redistribution
- Establishes a representative balance of 73% urban/27% rural
- Represented by 71% urban trustees/ 29% rural trustees 5/2 of 7
- Maintains with slight change the rural/urban identity and is politically viable

Option B - Representation by Population with 8 Trustees



- 8 Trustee option adding a Trustee to Ward 6 (Cochrane would now have two Trustees) and combining Ward 2 (Langdon, Indus and Chestermere rural areas) and Ward 4 (Crossfield, Beiseker, Irricana, Kathryn, and Airdrie rural areas).
- If we take the total population (1 92,239) and have 8 Trustees, then each trustee should represent 24,029 residents.
- Using the government standard that each ward should be within +/- 25% of the average, the range for a ward would be:
 - 18,022 at the low end
 - 30,036 at the high end
- If having 8 Trustees, then each ward should fall between 18,022 and 30,036 residents.

Option B - Representation by Population with 8 Trustees



Ward	Number of Trustees
Ward 1 Chestermere	1
Combined Ward 2 SE Rural & Ward 4 NE Rural	1
Ward 3 Airdrie	3
Ward 5 W Rural	1
Ward 6 Cochrane	2

Option B - Representation by Population with 8 Trustees



Ward (number of trustees)	Population 2024	Population per Trustee	Compared to Ave 24,029 Pop per Trustee	In the -/+ 25% zone? (18,022 to 30,036)
Ward 1 Chestermere (1)	24,649	24,649	+620	YES
Combined Ward 2 SE Rural & Ward 4 NE Rural (1)	12,061 + 12,119 = 24,180	24,180	+151	YES
Ward 3 Airdrie (3)	84,000	28,000	+3,971	YES
Ward 5 W Rural (1)	23,610	23,610	-419	YES
Ward 6 Cochrane (2)	35,800	17,900	-6,129	YES (within rounding error)

Consultant's Rationale for Option B with 8 Trustees



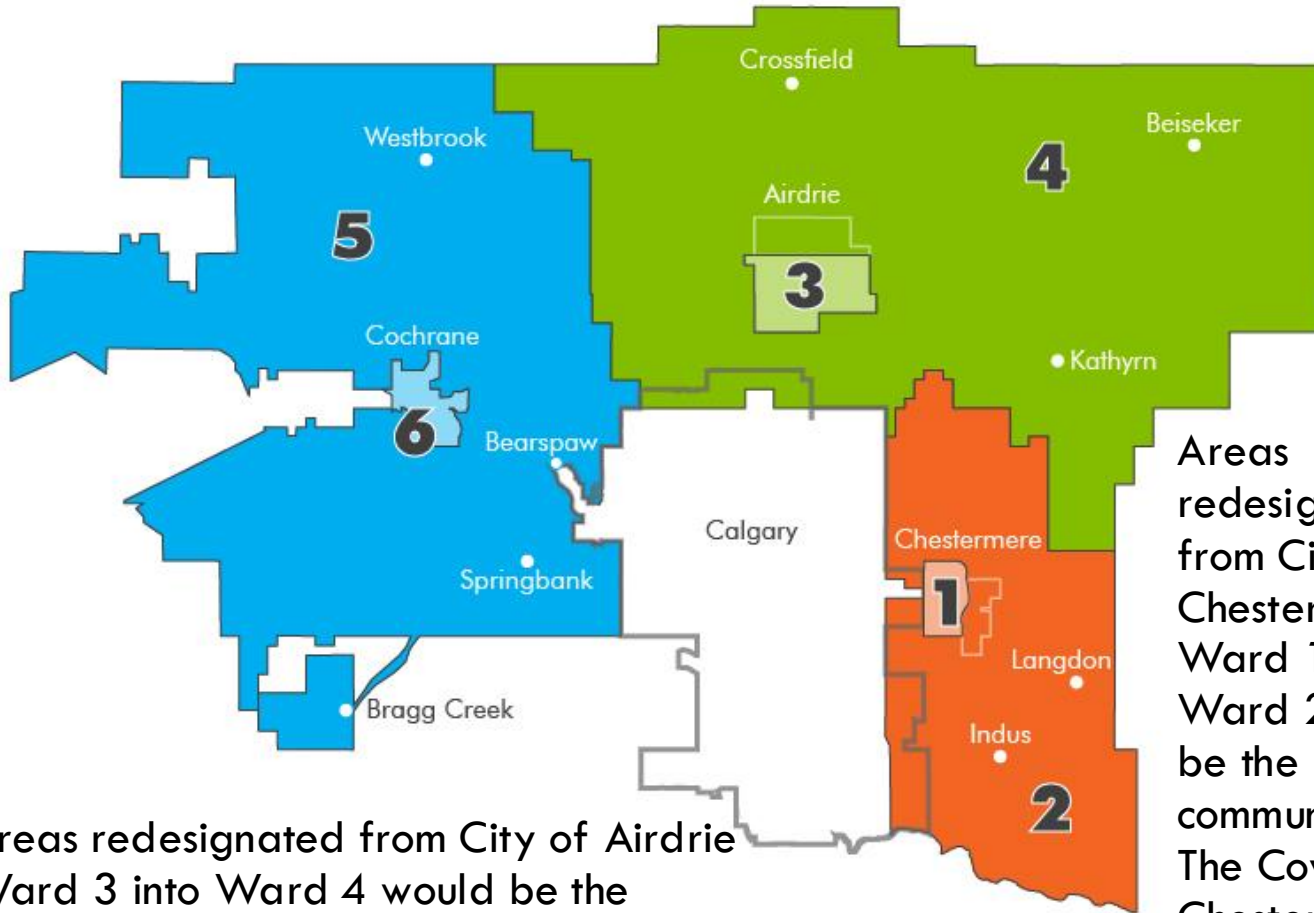
- Geographical boundaries are clearly understood
- Maintains the current trustee working responsibilities
- All Wards would fall into the -25/+25 % representation range
- Cochrane Ward increases by one Trustee
- No population redistribution
- Establishes a balance of 75% urban/25% rural
- Represented by 75% urban trustees (6) / 25% rural trustees (2)
- Maintains the rural/urban identity and is politically viable

Option C - Representation by Population with 9 Trustees



- 9 Trustee option adding a Trustee to Ward 6 (Cochrane would now have two trustees), and redistributing 8,600 residents from Ward 3 (Airdrie: North of Veterans Blvd) into Ward 4 (Crossfield, Beiseker, Irricana, Kathryn, and Airdrie rural areas) and redistributing 5,100 residents from Ward 1 (Chestermere: East side of the Lake and East of Range Road 282 on the south end of the lake) into Ward 2 (Langdon, Indus and Chestermere rural areas).
- If we take the total population (192,239) and have 9 Trustees, each Trustee should represent 21,360 residents.
- Using the government standard that each ward should be within +/- 25% of the average, the range for a ward would be:
 - 16,020 at the low end
 - 26,700 at the high end
- If having 9 Trustees, then each ward should fall between 16,020 and 26,700 residents.

Option C - Representation by Population with 9 Trustees



Areas redesignated from City of Chestermere Ward 1 into Ward 2 would be the communities of The Cove, East Chestermere, Kinniburgh, Kinniburgh South

Areas redesignated from City of Airdrie Ward 3 into Ward 4 would be the communities of Reunion, Williamstown, Silver Creek, Stonegate, Gateway, Sawgrass, Hamilton Green, Highland Park

Ward	# Trustees
Ward 1 Chestermere less 5,100 residents	1
Ward 2 SE Rural plus 5,100 residents	1
Ward 3 Airdrie less 8,600 residents	3
Ward 4 NE Rural plus 8,600 residents	1
Ward 5 W Rural	1
Ward 6 Cochrane	2

Option C - Representation by Population with 9 Trustees



Ward (number of Trustees)	Population 2024	Population per Trustee	Compared to Ave 21,360 Pop per Trustee	In the -/+ 25% zone? (16,020 to 26,700)
Ward 1 Chestermere less 5,100 residents east of the lake/east of Range Road 282 in the south redistributed to Ward 2 SE Rural (1)	24,649 – 5,100 = 19,549	19,549	-1,811	YES
Ward 2 SE Rural plus 5,100 residents east of the lake/east of Range Road 282 in the south redistributed from Ward 1 Chestermere (1)	12,061 + 5,100 = 17,161	17,161	-4,199	YES

Option C - Representation by Population with 9 Trustees (continued)



Ward (number of trustees)	Population 2024	Population per Trustee	Compared to Ave 21,360 Pop per Trustee	In the -/+ 25% zone? (16,020 to 26,700)
Ward 3 Airdrie less 8,600 residents north of Veterans Blvd redistributed to Ward 4 NE Rural (3)	84,000 – 8,600 = 75,400	75,400 / 3 = 25,133	+3,773	YES
Ward 4 NE Rural plus 8,600 residents north of Veterans Blvd redistributed from Ward 3 Airdrie (1)	12,119 + 8,600 = 20,719	20,719	-641	YES
Ward 5 W Rural (1)	23,610	23,610	+2,250	YES
Ward 6 Cochrane (2)	35,800	17,900	-3,460	YES

Consultant's Rationale for Option C With 9 Trustees



- Geographical boundaries are clearly understood
- Six Wards would fall into the -25/+25 % representation range
- Cochrane Ward adds a trustee
- 13,700 population redistribution
- Establishes a population balance of 69% urban/31% rural
- Represented by 66.6% urban trustees/ 33.3% rural Trustees 6/3 of 9
- Changes rural/urban mix identity and is politically viable

Ward Boundary Review Public Meetings



- May 14, 2024 6:30-8pm East Lake School (325 Kinniburgh Blvd) in Chestermere
 - May 15, 2024 6:30-8pm Cochrane Christian Academy (129 Powell Street) in Cochrane
 - May 21, 2024 6:30-8pm W.H. Croxford High School (2654 Chinook Winds Drive SW) in Airdrie
 - May 27, 2024 6:30 to 8pm Online via Zoom <https://rockyview.zoom.us/my/rvsboard>
- * Policy 29: Section 3. A review of ward boundaries shall include consultation with all communities within the RVS boundaries and appropriate stakeholders.
- 80 online responses that were submitted via RVSEngage which was open to the public from April 1 to June 17th.
 - The consultant was present at Chestermere May 14 with 5 attendees; Cochrane on May 15th with 1 attendee; Airdrie May 21st with 20 attendees. It is believed that many were there to primary share their views on the Airdrie Student Balancing topic. May 27 Online with 3 attendees.
 - In addition to the input on RVSEngage, the Board received three letters from constituents.

Summary of Feedback from Engagement



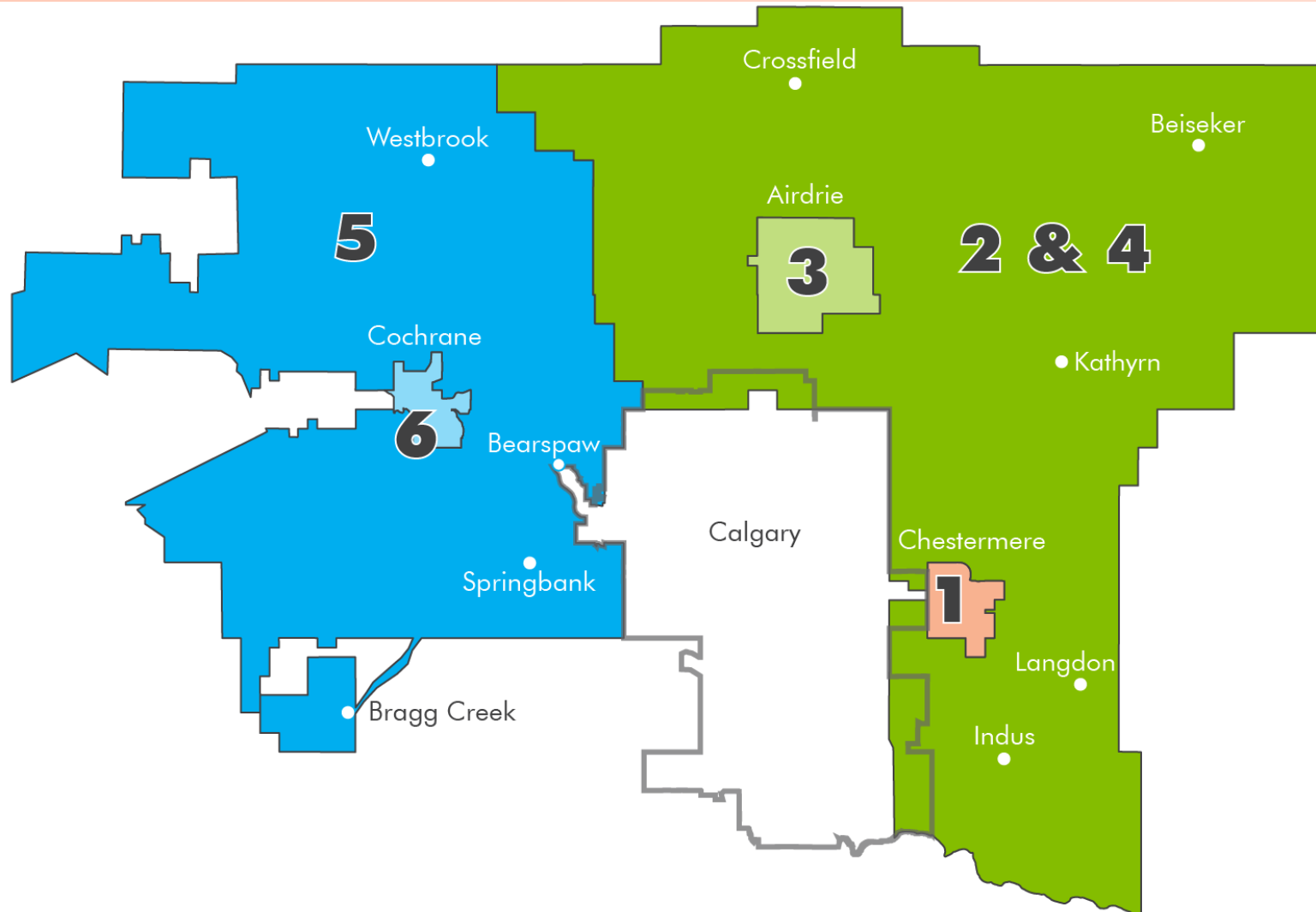
- Option A: While seen as viable the matter of Trustee workload was mentioned as was the reduced cost to Board governance. Diminishment of rural voice in number of rural trustees but actually an increase by percentage of 2 of 7 Trustees or 28.6%. Mixing of rural and urban populations seen as major drawback.
- Option B: Comments supported maintaining the size of the Board and the addition of an additional Trustee to Cochrane. The main point of concern was the combining of Wards 2 and 4 into one large geographic area and the potential for voting being concentrated in the larger towns within the region.
- Option C: Many points of concern were raised from increased governance costs to the blending of rural and urban populations. Some commented on the need for more Trustee representation

Option D- Representation by Population with 7 Trustees: Revised



- 7 Trustee option combining ward 2 (Langdon, Indus) and ward 4 (Crossfield, Beiseker, Irricana, Kathryn.)
- Using the government standard that each ward should be within $\pm 25\%$, the range for a ward would be:
 - 20,597 at the low end
 - 34,328 at the high end
- If having 7 Trustees, then each ward should fall between 20,597 and 34,328 residents.

Option D - Representation by Population with 7 Trustees: Revised



Ward	# Trustees
Ward 1 Chestermere	1
Combined Ward 2 SE Rural & Ward 4 NE Rural	1
Ward 3 Airdrie	3
Ward 5 W Rural	1
Ward 6 Cochrane	1

Option D - Representation by Population with 7 Trustees: Revised



Ward (number of trustees)	Population 2024	Population per Trustee	Compared to Ave 27,463 Pop per Trustee	In the -/+ 25% zone? (20,597 to 34,328)
Ward 1 Chestermere (1)	24,649	24,649	-2,814	YES
Combined Ward 2 SE Rural & Ward 4 NE Rural (1)	12,061 + 12,119 = 24,180	24,180	-3,283	YES
Ward 3 Airdrie (3)	84,000	28,000	+537	YES
Ward 5 W Rural (1)	23,610	23,610	-3,853	YES
Ward 6 Cochrane (1)	35,800	35,800	+8,337	NO - just above

Consultant's Rationale for Option D With 7 Trustees



- Geographical boundaries are clearly understood
- Four of Five Wards would fall into the -25/+25 % representation range with Cochrane Ward just above the +25%
- Population balance of 75% urban (1 44,449) / 25% rural (47,790)
- Represented by 71.4% urban trustees / 28.6% rural trustees 5/2 of 7
- **Rational for consideration and inclusion:** In a close read of the engagement responses there was no support across all options for blending of rural and urban populations. Seven Trustees addresses the fiscal stewardship points raised and the board size in comparison to surrounding jurisdiction.

Consultant's Preliminary Recommendations



- Upon reviewing the data feedback collected and in consideration of the attributes of RVS Policy 29 I place before you my recommendations for Options B and D.
- Option B maintains identifiable boundaries; maintains the rural 25% and urban 75% population balance and Trustee political balance at 2 rural and 6 urban Trustees. It is understood that Trustees support the entire division. Furthermore, there is no blending. All Wards fit the into the statistical model.
- Option D maintains identifiable boundaries. The population distribution remains the same at 25/75% but the political balance shifts slightly to 28.6% rural and 71.4 urban. A modest compromise. It also addresses fiscal governance and comparability. There is no blending of populations. Four out of five wards fit the into the statistical model with Cochrane Ward slightly above +25%.

Possible Motions for the Board's consideration



Alternatives:

Alternative I

The Board approves the proposed Option A as presented.

Alternative II

The Board approves the proposed Option B as presented.

Alternative III

The Board approves the proposed Option C as presented.

Alternative IV

The Board approves the proposed Option D as presented.

Alternative V

The Board refers Ward Boundary Decision to the Board Planning Committee for further review.

Recommendation:

The Board approves the proposed Option B presented.



DIRECTIVE FOR ACTION

TO: THE BOARD OF TRUSTEES

FROM: SUPERINTENDENT OF SCHOOLS

Item: 2025/26 and 2026/27 School Calendars

Date of Meeting: October 17, 2024

Background:

The Rocky View Schools calendar development process is meant to provide a consistent and practical process to build annual operating calendars that both supports the vision and direction of the Division in the provision of high-quality learning for students and honours the greater community by providing opportunities for feedback. The RVS calendar has enabled the structures that are necessary to support continuous professional learning to exist in RVS, and we see staff responding positively to those opportunities. The calendar must also address all provincial regulatory requirements.

The Calendar Development Committee includes central administration along with teachers and school administrators appointed by the ATA Local #35. The committee created initial draft calendars which were provided to the Board of Trustees after receiving general support they were distributed to Rocky View Schools' community for feedback through an online survey May 21st to June 17th. The Calendar Development Committee reviewed feedback received and the draft calendars and submitted the drafts and a recommendation to the Board of Trustees for consideration.

Current Status:

Draft Calendar Highlights/Rationale

2025 – 2026 School Year

Draft 1

- First day of classes for students would be before Labour Day
- Week in November no classes
Support for student and staff physical and mental well-being. The period from the start of the school year until the Winter Break is the longest of the school year without a break. This would provide an opportunity for staff and students to recharge which should decrease student and staff absenteeism as well as student behaviours that may lead to suspension from class.
- October 20, 2025 Professional Learning Day
Provincial, municipal and school trustee election day in Alberta. The increased focus upon student and staff safety has resulted in schools having locked exterior doors and cameras at the main entry (Kindergarten to Grades 8/9) to control who is entering the school. This is mitigated when an election occurs, and



DIRECTIVE FOR ACTION

TO: THE BOARD OF TRUSTEES

FROM: SUPERINTENDENT OF SCHOOLS

hundreds/thousands of people enter a school to vote with little school structures able to be put into place to ensure student safety.

- Wednesday, January 28, 2026 - Organizational Day
- March 20, 2026 Professional Learning Day
This day is Eid al-Fitr. Eid al-Fitr is celebrated by Muslims worldwide as the end of the month-long dawn to sunset fasting of Ramadan.
- Thursday, June 18, 2026 Last day of classes for Kindergarten
- Last day of instruction is Wednesday, June 24, 2026
Tuesday, June 23, 2026 is the last Diploma Exam (Science 30)
- 5 Organizational Days
- 8 Professional Learning Days
- 178 Instructional Days
- 193 Operational Days

Draft 2

- Majority of draft calendar 2 is the same as draft calendar 1
- Change - January 28, 2026 changes from an Organizational Day to an Instructional Day
- Change - Last day of instruction is Friday, June 26, 2026
Tuesday, June 23, 2026 is the last Diploma Exam (Science 30)
- Change - 4 Organizational Days
- 8 Professional Learning Days
- Change - 183 Instructional Days
- Change - 197 Operational Days

Draft 3

- More traditional RVS calendar (no week break in November)
- First day of classes for students would be after Labour Day
- Wednesday, January 28, 2026 - Organizational Day
- Last day of instruction is Friday, June 26, 2026
- 5 Organizational Days
- 8 Professional Learning Days
- 182 Instructional Days
- 197 Operational Days

2026 – 2027 School Year

Draft 1

- First day of classes for students would be before Labour Day
Monday, August 31, 2026
- Friday, October 9, 2026 – Professional Learning Day



DIRECTIVE FOR ACTION

TO: THE BOARD OF TRUSTEES

FROM: SUPERINTENDENT OF SCHOOLS

-
- Traditional day for Professional Learning Day in October
 - Friday, November 6, 2026 – Professional Learning Day
Date of Diwali – the Hindu festival of lights
 - Week in November no classes
Support for student and staff physical and mental well-being. The period from the start of the school year until the Winter Break is the longest of the school year without a break. This would provide an opportunity for staff and students to recharge which should decrease student and staff absenteeism as well as student behaviours that lead to suspension from class.
 - Wednesday, January 27, 2027 - Organizational Day
 - Wednesday, March 10, 2027 – Professional Learning Day
This day is Eid al-Fitr. Eid al-Fitr is celebrated by Muslims worldwide as the end of the month-long dawn to sunset fasting of Ramadan.
 - Spring break March 26 – April 2
Easter Monday is listed as a General Holiday in the Support Staff Terms of Employment
 - Last day of instruction is Friday, June 25, 2027
 - 5 Organizational Days
 - 7 Professional Learning Days
 - 180 Instructional Days
 - 191 Operational Days

Draft 2

- Same as Draft 1 with one change Wednesday, January 27, 2027 becomes an Instructional Day and not an Organizational Day
- 4 Organizational Days
- 7 Professional Learning Days
- 180 Instructional Days
- 191 Operational Days

Draft 3

- More traditional RVS calendar (no week break in November)
- First day of classes for students would be before Labour Day
Wednesday, September 2, 2026
- Friday, October 9, 2026 – Professional Learning Day
Traditional day for Professional Learning Day in October
- Friday, November 6, 2026 – Professional Learning Day
Date of Diwali – the Hindu festival of lights
- Wednesday, March 10, 2027 – Professional Learning Day
This day is Eid al-Fitr. Eid al-Fitr is celebrated by Muslims worldwide as the end of the month-long dawn to sunset fasting of Ramadan.



DIRECTIVE FOR ACTION

TO: THE BOARD OF TRUSTEES

FROM: SUPERINTENDENT OF SCHOOLS

-
- Spring break March 26 – April 2
Easter Monday is listed as a General Holiday in the Support Staff Terms of Employment
 - Last day of instruction is Friday, June 25, 2027
 - 4 Organizational Days
 - 7 Professional Learning Days
 - 182 Instructional Days
 - 193 Operational Days

Alternatives for 2025/26 school year:

Alternative I:

The Board of Trustees approves for the 2025 – 2026 school year draft calendar 3 as presented by administration and directs the Superintendent of Schools to distribute the calendar to Rocky View Schools stakeholders.

Alternative II:

The Board of Trustees approves for the 2025 – 2026 school year draft calendar 1 as presented by administration and directs the Superintendent of Schools to distribute the calendar to Rocky View Schools stakeholders.

Alternative III:

The Board of Trustees approves for the 2025 – 2026 school year draft calendar 2 as presented by administration and directs the Superintendent of Schools to distribute the calendar to Rocky View Schools stakeholders.

Alternative IV:

The Board of Trustees amends and approves a draft calendar ____ for the 2025 – 2026 school year as amended and directs the Superintendent of Schools to distribute the calendars to Rocky View Schools stakeholders.

Recommendation:

The Board of Trustees approves for the 2025 – 2026 school year draft calendar 3 as presented by administration and directs the Superintendent of Schools to distribute the calendar to Rocky View Schools stakeholders.



DIRECTIVE FOR ACTION

TO: THE BOARD OF TRUSTEES

FROM: SUPERINTENDENT OF SCHOOLS

Alternatives for 2026/27 school year:

Alternative I:

The Board of Trustees approves for the 2026 – 2027 school year draft calendar 3 as presented by administration and directs the Superintendent of Schools to distribute the calendar to Rocky View Schools stakeholders.

Alternative II:

The Board of Trustees approves for the 2026 – 2027 school year draft calendar 2 as presented by administration and directs the Superintendent of Schools to distribute the calendar to Rocky View Schools stakeholders.

Alternative III:

The Board of Trustees approves for the 2026 – 2027 school year draft calendar 1 as presented by administration and directs the Superintendent of Schools to distribute the calendar to Rocky View Schools stakeholders.

Alternative IV:

The Board of Trustees amends and approves a draft calendar ____ for the 2026 – 2027 school year as amended and directs the Superintendent of Schools to distribute the calendars to Rocky View Schools stakeholders.

Recommendation:

The Board of Trustees approves for the 2026 – 2027 school year draft calendar 3 as presented by administration and directs the Superintendent of Schools to distribute the calendar to Rocky View Schools stakeholders.



2025-2026

School Year Calendar

DRAFT 1

Approved Month Day, Year

August 21	Professional Learning Day (No Classes) – PL Day
August 22	Organizational Day (No Classes)
August 25	Organizational Day (No Classes)
August 26	PL Day (No Classes)
August 27	First Day of Classes
September 1	Labour Day (No Classes)
September 29	PL Day (No Classes)
September 30	National Day for Truth & Reconciliation (No Classes)
October 13	Thanksgiving Day (No Classes)
October 20	PL Day (No Classes)
November 10	PL Day (No Classes)
November 11	Remembrance Day (No Classes)
November 12	Vacation (No Classes)
November 13	Vacation (No Classes)
November 14	Vacation (No Classes)
December 19	Last Day of classes before Winter Vacation
January 5	Classes Resume
January 28	Organizational Day (No Classes)
January 29	First Day of Classes - Semester 2 (High School)
February 16	Family Day (No Classes)
February 17	Vacation (No Classes)
February 18	Vacation (No Classes)
February 19	Teachers' Convention (No Classes)
February 20	Teachers' Convention (No Classes)
March 20	PL Day (No Classes) – Eid al-Fitr (observed by Muslims)
April 3	Good Friday (No Classes)
April 13	PL Day (No Classes)
April 14	Classes Resume
May 15	PL Day (No Classes)
May 18	Victoria Day (No Classes)
June 18	Kindergarten Last Day of Classes
June 24	Last Day of Classes
June 25	Organizational Day
June 26	Organizational Day

LEGEND

	School Days
	Holiday (No Classes)
	Professional Learning Day (No Classes)
	Organizational Day (No Classes)
	Teachers' Convention (No Classes)
	Vacation (No Classes)
	Last Day of Classes for Kindergarten

August 2025						
S	M	T	W	T	F	S
					1	2
3	4	5	6	7	8	9
10	11	12	13	14	15	16
17	18	19	20	21	22	23
24	25	26	27	28	29	30
31						

September 2025						
S	M	T	W	T	F	S
	1	2	3	4	5	6
7	8	9	10	11	12	13
14	15	16	17	18	19	20
21	22	23	24	25	26	27
28	29	30				

October 2025						
S	M	T	W	T	F	S
			1	2	3	4
5	6	7	8	9	10	11
12	13	14	15	16	17	18
19	20	21	22	23	24	25
26	27	28	29	30	31	

November 2025						
S	M	T	W	T	F	S
						1
2	3	4	5	6	7	8
9	10	11	12	13	14	15
16	17	18	19	20	21	22
23	24	25	26	27	28	29
30						

December 2025						
S	M	T	W	T	F	S
	1	2	3	4	5	6
7	8	9	10	11	12	13
14	15	16	17	18	19	20
21	22	23	24	25	26	27
28	29	30	31			

January 2026						
S	M	T	W	T	F	S
				1	2	3
4	5	6	7	8	9	10
11	12	13	14	15	16	17
18	19	20	21	22	23	24
25	26	27	28	29	30	31

February 2026						
S	M	T	W	T	F	S
1	2	3	4	5	6	7
8	9	10	11	12	13	14
15	16	17	18	19	20	21
22	23	24	25	26	27	28

March 2026						
S	M	T	W	T	F	S
1	2	3	4	5	6	7
8	9	10	11	12	13	14
15	16	17	18	19	20	21
22	23	24	25	26	27	28
29	30	31				

April 2026						
S	M	T	W	T	F	S
			1	2	3	4
5	6	7	8	9	10	11
12	13	14	15	16	17	18
19	20	21	22	23	24	25
26	27	28	29	30		

May 2026						
S	M	T	W	T	F	S
					1	2
3	4	5	6	7	8	9
10	11	12	13	14	15	16
17	18	19	20	21	22	23
24	25	26	27	28	29	30
31						

June 2026						
S	M	T	W	T	F	S
	1	2	3	4	5	6
7	8	9	10	11	12	13
14	15	16	17	18	19	20
21	22	23	24	25	26	27
28	29	30				

July 2026						
S	M	T	W	T	F	S
			1	2	3	4
5	6	7	8	9	10	11
12	13	14	15	16	17	18
19	20	21	22	23	24	25
26	27	28	29	30	31	

2025-2026



School Year Calendar

Page 2

Thursday	August 21	PL Day (No Classes)
Friday	August 22	Organizational Day (No Classes)
Monday	August 25	Organizational Day (No Classes)
Tuesday	August 26	PL Day (No Classes)
Wednesday	August 27	First Day of Classes
Monday	September 1	Labour Day (No Classes)
Monday	September 29	PL Day (No Classes)
Tuesday	September 30	National Day of Truth & Reconciliation
Monday	October 13	Thanksgiving Day (No Classes)
Monday	October 20	PL Day (No Classes)
Monday	November 10	PL Day (No Classes)
Tuesday	November 11	Remembrance Day (No Classes)
Wednesday	November 12	Vacation (No Classes)
Thursday	November 13	Vacation (No Classes)
Friday	November 14	Vacation (No Classes)
Friday	December 19	Last Day of Classes before Winter Vacation
Monday	January 5	Classes Resume
Wednesday	January 28	Organizational Day (No Classes)
Thursday	January 29	First Day of Classes - Semester 2 (High School)
Monday	February 16	Family Day (No Classes)
Tuesday	February 17	Vacation (No Classes)
Wednesday	February 18	Vacation (No Classes)
Thursday	February 19	Teachers' Convention (No Classes)
Friday	February 20	Teachers' Convention (No Classes)
Friday	March 20	PL Day (No Classes) – Eid al-Fitr (observed by Muslims worldwide)
Friday	April 3	Good Friday (No Classes)
Monday	April 13	PL Day (No Classes)
Tuesday	April 14	Classes Resume
Friday	May 15	PL Day (No Classes)
Monday	May 18	Victoria Day (No Classes)
Thursday	June 18	Kindergarten Last Day of Classes
Wednesday	June 24	Last Day of Classes
Thursday	June 25	Organizational Day (No Classes)
Friday	June 26	Organizational Day (No Classes)

Number of Days

Semester 1	Operational Days	Instructional Days
August	7	3
September	20	19
October	22	21
November	16	15
December	15	15
January	18	17
Total Semester 1	98	90
Semester 2	Operational Days	Instructional Days
January	2	2
February	17	15
March	22	21
April	16	15
May	20	19
June	20	18
Total Semester 2	97	90
Total Number of Days	195	180



2025-2026

School Year Calendar

DRAFT 2

Approved Month Day, Year

August 21	Professional Learning Day (No Classes) – PL Day
August 22	Organizational Day (No Classes)
August 25	Organizational Day (No Classes)
August 26	PL Day (No Classes)
August 27	First Day of Classes
September 1	Labour Day (No Classes)
September 29	PL Day (No Classes)
September 30	National Day for Truth & Reconciliation (No Classes)
October 13	Thanksgiving Day (No Classes)
October 20	PL Day (No Classes)
November 10	PL Day (No Classes)
November 11	Remembrance Day (No Classes)
November 12	Vacation (No Classes)
November 13	Vacation (No Classes)
November 14	Vacation (No Classes)
December 19	Last Day of classes before Winter Vacation
January 5	Classes Resume
January 29	First Day of Classes - Semester 2 (High School)
February 16	Family Day (No Classes)
February 17	Vacation (No Classes)
February 18	Vacation (No Classes)
February 19	Teachers' Convention (No Classes)
February 20	Teachers' Convention (No Classes)
March 20	PL Day (No Classes) – Eid al-Fitr (observed by Muslims)
April 3	Good Friday (No Classes)
April 13	PL Day (No Classes)
April 14	Classes Resume
May 15	PL Day (No Classes)
May 18	Victoria Day (No Classes)
June 18	Kindergarten Last Day of Classes
June 26	Last Day of Classes
June 29	Organizational Day
June 30	Organizational Day

LEGEND

	School Days
	Holiday (No Classes)
	Professional Learning Day (No Classes)
	Organizational Day (No Classes)
	Teachers' Convention (No Classes)
	Vacation (No Classes)
	Last Day of Classes for Kindergarten

August 2025

S	M	T	W	T	F	S
					1	2
3	4	5	6	7	8	9
10	11	12	13	14	15	16
17	18	19	20	21	22	23
24	25	26	27	28	29	30
31						

September 2025

S	M	T	W	T	F	S
	1	2	3	4	5	6
7	8	9	10	11	12	13
14	15	16	17	18	19	20
21	22	23	24	25	26	27
28	29	30				

October 2025

S	M	T	W	T	F	S
			1	2	3	4
5	6	7	8	9	10	11
12	13	14	15	16	17	18
19	20	21	22	23	24	25
26	27	28	29	30	31	

November 2025

S	M	T	W	T	F	S
						1
2	3	4	5	6	7	8
9	10	11	12	13	14	15
16	17	18	19	20	21	22
23	24	25	26	27	28	29
30						

December 2025

S	M	T	W	T	F	S
	1	2	3	4	5	6
7	8	9	10	11	12	13
14	15	16	17	18	19	20
21	22	23	24	25	26	27
28	29	30	31			

January 2026

S	M	T	W	T	F	S
				1	2	3
4	5	6	7	8	9	10
11	12	13	14	15	16	17
18	19	20	21	22	23	24
25	26	27	28	29	30	31

February 2026

S	M	T	W	T	F	S
1	2	3	4	5	6	7
8	9	10	11	12	13	14
15	16	17	18	19	20	21
22	23	24	25	26	27	28

March 2026

S	M	T	W	T	F	S
1	2	3	4	5	6	7
8	9	10	11	12	13	14
15	16	17	18	19	20	21
22	23	24	25	26	27	28
29	30	31				

April 2026

S	M	T	W	T	F	S
			1	2	3	4
5	6	7	8	9	10	11
12	13	14	15	16	17	18
19	20	21	22	23	24	25
26	27	28	29	30		

May 2026

S	M	T	W	T	F	S
					1	2
3	4	5	6	7	8	9
10	11	12	13	14	15	16
17	18	19	20	21	22	23
24	25	26	27	28	29	30
31						

June 2026

S	M	T	W	T	F	S
	1	2	3	4	5	6
7	8	9	10	11	12	13
14	15	16	17	18	19	20
21	22	23	24	25	26	27
28	29	30				

July 2026

S	M	T	W	T	F	S
			1	2	3	4
5	6	7	8	9	10	11
12	13	14	15	16	17	18
19	20	21	22	23	25	25
26	27	28	29	30	31	



Thursday	August 21	PL Day (No Classes)
Friday	August 22	Organizational Day (No Classes)
Monday	August 25	Organizational Day (No Classes)
Tuesday	August 26	PL Day (No Classes)
Wednesday	August 27	First Day of Classes
Monday	September 1	Labour Day (No Classes)
Monday	September 29	PL Day (No Classes)
Tuesday	September 30	National Day of Truth & Reconciliation
Monday	October 13	Thanksgiving Day (No Classes)
Monday	October 20	PL Day (No Classes)
Monday	November 10	PL Day (No Classes)
Tuesday	November 11	Remembrance Day (No Classes)
Wednesday	November 12	Vacation (No Classes)
Thursday	November 13	Vacation (No Classes)
Friday	November 14	Vacation (No Classes)
Friday	December 19	Last Day of Classes before Winter Vacation
Monday	January 5	Classes Resume
Thursday	January 29	First Day of Classes - Semester 2 (High School)
Monday	February 16	Family Day (No Classes)
Tuesday	February 17	Vacation (No Classes)
Wednesday	February 18	Vacation (No Classes)
Thursday	February 19	Teachers' Convention (No Classes)
Friday	February 20	Teachers' Convention (No Classes)
Friday	March 20	PL Day (No Classes) – Eid al-Fitr (observed by Muslims worldwide)
Friday	April 3	Good Friday (No Classes)
Monday	April 13	PL Day (No Classes)
Tuesday	April 14	Classes Resume
Friday	May 15	PL Day (No Classes)
Monday	May 18	Victoria Day (No Classes)
Thursday	June 18	Kindergarten Last Day of Classes
Friday	June 26	Last Day of Classes
Monday	June 29	Organizational Day (No Classes)
Tuesday	June 30	Organizational Day (No Classes)

Number of Days

Semester 1	Operational Days	Instructional Days
August	7	3
September	20	19
October	22	21
November	16	15
December	15	15
January	20	20
Total Semester 1	100	93
Semester 2	Operational Days	Instructional Days
February	17	15
March	22	21
April	16	15
May	20	19
June	22	20
Total Semester 2	97	90
Total Number of Days	197	183



2025-2026

School Year Calendar

DRAFT 3

Approved Month Day, Year

August 26	Professional Learning Day (No Classes) – PL Day
August 27	Organizational Day (No Classes)
August 28	Organizational Day (No Classes)
August 29	PL Day (No Classes)
September 1	Labour Day (No Classes)
September 2	First Day of Classes
September 29	PL Day (No Classes)
September 30	National Day for Truth & Reconciliation (No Classes)
October 13	Thanksgiving Day (No Classes)
October 20	PL Day (No Classes)
November 10	PL Day (No Classes)
November 11	Remembrance Day (No Classes)
December 19	Last Day of classes before Winter Vacation
January 5	Classes Resume
January 28	Organizational Day (No Classes)
January 29	First Day of Classes - Semester 2 (High School)
February 16	Family Day (No Classes)
February 17	Vacation (No Classes)
February 18	Vacation (No Classes)
February 19	Teachers' Convention (No Classes)
February 20	Teachers' Convention (No Classes)
March 20	PL Day (No Classes) – Eid al-Fitr (observed by Muslims)
April 3	Good Friday (No Classes)
April 13	PL Day (No Classes)
April 14	Classes Resume
May 15	PL Day (No Classes)
May 18	Victoria Day (No Classes)
June 18	Kindergarten Last Day of Classes
June 26	Last Day of Classes
June 29	Organizational Day
June 30	Organizational Day

LEGEND	
	School Days
	Holiday (No Classes)
	Professional Learning Day (No Classes)
	Organizational Day (No Classes)
	Teachers' Convention (No Classes)
	Vacation (No Classes)
	Last Day of Classes for Kindergarten

August 2025

S	M	T	W	T	F	S
					1	2
3	4	5	6	7	8	9
10	11	12	13	14	15	16
17	18	19	20	21	22	23
24	25	26	27	28	29	30
31						

September 2025

S	M	T	W	T	F	S
	1	2	3	4	5	6
7	8	9	10	11	12	13
14	15	16	17	18	19	20
21	22	23	24	25	26	27
28	29	30				

October 2025

S	M	T	W	T	F	S
			1	2	3	4
5	6	7	8	9	10	11
12	13	14	15	16	17	18
19	20	21	22	23	24	25
26	27	28	29	30	31	

November 2025

S	M	T	W	T	F	S
						1
2	3	4	5	6	7	8
9	10	11	12	13	14	15
16	17	18	19	20	21	22
23	24	25	26	27	28	29
30						

December 2025

S	M	T	W	T	F	S
	1	2	3	4	5	6
7	8	9	10	11	12	13
14	15	16	17	18	19	20
21	22	23	24	25	26	27
28	29	30	31			

January 2026

S	M	T	W	T	F	S
				1	2	3
4	5	6	7	8	9	10
11	12	13	14	15	16	17
18	19	20	21	22	23	24
25	26	27	28	29	30	31

February 2026

S	M	T	W	T	F	S
1	2	3	4	5	6	7
8	9	10	11	12	13	14
15	16	17	18	19	20	21
22	23	24	25	26	27	28

March 2026

S	M	T	W	T	F	S
1	2	3	4	5	6	7
8	9	10	11	12	13	14
15	16	17	18	19	20	21
22	23	24	25	26	27	28
29	30	31				

April 2026

S	M	T	W	T	F	S
			1	2	3	4
5	6	7	8	9	10	11
12	13	14	15	16	17	18
19	20	21	22	23	24	25
26	27	28	29	30		

May 2026

S	M	T	W	T	F	S
					1	2
3	4	5	6	7	8	9
10	11	12	13	14	15	16
17	18	19	20	21	22	23
24	25	26	27	28	29	30
31						

June 2026

S	M	T	W	T	F	S
	1	2	3	4	5	6
7	8	9	10	11	12	13
14	15	16	17	18	19	20
21	22	23	24	25	26	27
28	29	30				

July 2026

S	M	T	W	T	F	S
			1	2	3	4
5	6	7	8	9	10	11
12	13	14	15	16	17	18
19	20	21	22	23	24	25
26	27	28	29	30	31	



Tuesday	August 26	PL Day (No Classes)
Wednesday	August 27	Organizational Day (No Classes)
Thursday	August 28	Organizational Day (No Classes)
Friday	August 29	PL Day (No Classes)
Monday	September 1	Labour Day (No Classes)
Tuesday	September 2	First Day of Classes
Monday	September 29	PL Day (No Classes)
Tuesday	September 30	National Day of Truth & Reconciliation
Monday	October 13	Thanksgiving Day (No Classes)
Monday	October 20	PL Day (No Classes)
Monday	November 10	PL Day (No Classes)
Tuesday	November 11	Remembrance Day (No Classes)
Friday	December 19	Last Day of Classes before Winter Vacation
Monday	January 5	Classes Resume
Wednesday	January 28	Organizational Day (No Classes)
Thursday	January 29	First Day of Classes - Semester 2 (High School)
Monday	February 16	Family Day (No Classes)
Tuesday	February 17	Vacation (No Classes)
Wednesday	February 18	Vacation (No Classes)
Thursday	February 19	Teachers' Convention (No Classes)
Friday	February 20	Teachers' Convention (No Classes)
Friday	March 20	PL Day (No Classes) – Eid al-Fitr (observed by Muslims worldwide)
Friday	April 3	Good Friday (No Classes)
Monday	April 13	PL Day (No Classes)
Tuesday	April 14	Classes Resume
Friday	May 15	PL Day (No Classes)
Monday	May 18	Victoria Day (No Classes)
Thursday	June 18	Kindergarten Last Day of Classes
Friday	June 26	Last Day of Classes
Monday	June 29	Organizational Day (No Classes)
Tuesday	June 30	Organizational Day (No Classes)

Number of Days

Semester 1	Operational Days	Instructional Days
August	4	0
September	20	19
October	22	21
November	19	18
December	15	15
January	20	19
Total Semester 1	100	92
Semester 2	Operational Days	Instructional Days
February	17	15
March	22	21
April	16	15
May	20	19
June	22	20
Total Semester 2	97	90
Total Number of Days	197	182



2026-2027

School Year Calendar

Draft 1

Approved Month Day, Year

August 25	Professional Learning Day (No Classes) – PL Day
August 26	Organizational Day (No Classes)
August 27	Organizational Day (No Classes)
August 28	PL Day (No Classes)
August 31	First Day of Classes
September 7	Labour Day (No Classes)
September 30	National Day for Truth & Reconciliation (No Classes)
October 9	PL Day (No Classes)
October 12	Thanksgiving Day (No Classes)
November 6	PL Day (No Classes) – Diwali (observed by Hindus)
November 9	Vacation (No Classes)
November 10	Vacation (No Classes)
November 11	Remembrance Day (No Classes)
November 12	Vacation (No Classes)
November 13	Vacation (No Classes)
December 18	Last Day of classes before Winter Vacation
January 4	Classes Resume
January 27	Organizational Day (No Classes)
January 28	First Day of Classes - Semester 2 (High School)
February 15	Family Day (No Classes)
February 16	Vacation (No Classes)
February 17	Vacation (No Classes)
February 18	Teachers' Convention (No Classes)
February 19	Teachers' Convention (No Classes)
March 10	PL Day (No Classes) – Eid al-Fitr (observed by Muslims)
March 25	Last Day of Classes before Spring Vacation
March 26	Good Friday (No Classes)
April 5	Classes Resume
April 19	PL Day (No Classes)
May 21	PL Day (No Classes)
May 24	Victoria Day (No Classes)
June 17	Kindergarten Last Day of Classes
June 25	Last Day of Classes
June 28	Organizational Day
June 29	Organizational Day

LEGEND

	School Days
	Holiday (No Classes)
	Professional Learning Day (No Classes)
	Organizational Day (No Classes)
	Teachers' Convention (No Classes)
	Vacation (No Classes)
	Last Day of Classes for Kindergarten

August 2026						
S	M	T	W	T	F	S
						1
2	3	4	5	6	7	8
9	10	11	12	13	14	15
16	17	18	19	20	21	22
23	24	25	26	27	28	29
30	31					

September 2026						
S	M	T	W	T	F	S
		1	2	3	4	5
6	7	8	9	10	11	12
13	14	15	16	17	18	19
20	21	22	23	24	25	26
27	28	29	30			

October 2026						
S	M	T	W	T	F	S
				1	2	3
4	5	6	7	8	9	10
11	12	13	14	15	16	17
18	19	20	21	22	23	24
25	26	27	28	29	30	31

November 2026						
S	M	T	W	T	F	S
1	2	3	4	5	6	7
8	9	10	11	12	13	14
15	16	17	18	19	20	21
22	23	24	25	26	27	28
29	30					

December 2026						
S	M	T	W	T	F	S
		1	2	3	4	5
6	7	8	9	10	11	12
13	14	15	16	17	18	19
20	21	22	23	24	25	26
27	28	29	30	31		

January 2027						
S	M	T	W	T	F	S
					1	2
3	4	5	6	7	8	9
10	11	12	13	14	15	16
17	18	19	20	21	22	23
24	25	26	27	28	29	30
31						

February 2027						
S	M	T	W	T	F	S
	1	2	3	4	5	6
7	8	9	10	11	12	13
14	15	16	17	18	19	20
21	22	23	24	25	26	27
28						

March 2027						
S	M	T	W	T	F	S
	1	2	3	4	5	6
7	8	9	10	11	12	13
14	15	16	17	18	19	20
21	22	23	24	25	26	27
28	29	30	31			

April 2027						
S	M	T	W	T	F	S
				1	2	3
4	5	6	7	8	9	10
11	12	13	14	15	16	17
18	19	20	21	22	23	24
25	26	27	28	29	30	

May 2027						
S	M	T	W	T	F	S
						1
2	3	4	5	6	7	8
9	10	11	12	13	14	15
16	17	18	19	20	21	22
23	24	25	26	27	28	29
30	31					

June 2027						
S	M	T	W	T	F	S
		1	2	3	4	5
6	7	8	9	10	11	12
13	14	15	16	17	18	19
20	21	22	23	24	25	26
27	28	29	30			



Tuesday	August 25	PL Day (No Classes)
Wednesday	August 26	Organizational Day (No Classes)
Thursday	August 27	Organizational Day (No Classes)
Friday	August 28	PL Day (No Classes)
Monday	August 31	First Day of Classes
Monday	September 7	Labour Day (No Classes)
Wednesday	September 30	National Day of Truth & Reconciliation
Friday	October 9	PL Day (No Classes)
Monday	October 12	Thanksgiving Day (No Classes)
Friday	November 6	PL Day (No Classes) – Diwali (observed by Hindus worldwide)
Monday	November 9	Vacation (No Classes)
Tuesday	November 10	Vacation (No Classes)
Wednesday	November 11	Remembrance Day (No Classes)
Thursday	November 12	Vacation (No Classes)
Friday	November 13	Vacation (No Classes)
Friday	December 18	Last Day of Classes before Winter Vacation
Monday	January 4	Classes Resume
Wednesday	January 27	Organizational Day (No Classes)
Thursday	January 28	First Day of Classes - Semester 2 (High School)
Monday	February 15	Family Day (No Classes)
Tuesday	February 16	Vacation (No Classes)
Wednesday	February 17	Vacation (No Classes)
Thursday	February 18	Teachers' Convention (No Classes)
Friday	February 19	Teachers' Convention (No Classes)
Wednesday	March 10	PL Day (No Classes) – Eid al-Fitr (observed by Muslims worldwide)
Thursday	March 25	Last Day of Classes before Spring Vacation
Friday	March 26	Good Friday (No Classes)
Monday	April 5	Classes Resume
Monday	April 19	PL Day (No Classes)
Friday	May 21	PL Day (No Classes)
Monday	May 24	Victoria Day (No Classes)
Thursday	June 17	Kindergarten Last Day of Classes
Friday	June 25	Last Day of Classes
Monday	June 28	Organizational Day (No Classes)
Tuesday	June 29	Organizational Day (No Classes)

Number of Days

Semester 1	Operational Days	Instructional Days
August	5	1
September	20	20
October	21	20
November	16	15
December	14	14
January	18	17
Total Semester 1	94	87
Semester 2	Operational Days	Instructional Days
January	2	2
February	15	15
March	19	18
April	20	19
May	20	19
June	21	19
Total Semester 2	97	92
Total Number of Days	191	179



2026-2027

School Year Calendar

Draft 2

Approved Month Day, Year

August 25	Professional Learning Day (No Classes) – PL Day
August 26	Organizational Day (No Classes)
August 27	Organizational Day (No Classes)
August 28	PL Day (No Classes)
August 31	First Day of Classes
September 7	Labour Day (No Classes)
September 30	National Day for Truth & Reconciliation (No Classes)
October 9	PL Day (No Classes)
October 12	Thanksgiving Day (No Classes)
November 6	PL Day (No Classes) – Diwali (observed by Hindus)
November 9	Vacation (No Classes)
November 10	Vacation (No Classes)
November 11	Remembrance Day (No Classes)
November 12	Vacation (No Classes)
November 13	Vacation (No Classes)
December 18	Last Day of classes before Winter Vacation
January 4	Classes Resume
January 28	First Day of Classes - Semester 2 (High School)
February 15	Family Day (No Classes)
February 16	Vacation (No Classes)
February 17	Vacation (No Classes)
February 18	Teachers' Convention (No Classes)
February 19	Teachers' Convention (No Classes)
March 10	PL Day (No Classes) – Eid al-Fitr (observed by Muslims)
March 25	Last Day of Classes before Spring Vacation
March 26	Good Friday (No Classes)
April 5	Classes Resume
April 19	PL Day (No Classes)
May 21	PL Day (No Classes)
May 24	Victoria Day (No Classes)
June 17	Kindergarten Last Day of Classes
June 25	Last Day of Classes
June 28	Organizational Day
June 29	Organizational Day

LEGEND

	School Days
	Holiday (No Classes)
	Professional Learning Day (No Classes)
	Organizational Day (No Classes)
	Teachers' Convention (No Classes)
	Vacation (No Classes)
	Last Day of Classes for Kindergarten

August 2026

S	M	T	W	T	F	S
						1
2	3	4	5	6	7	8
9	10	11	12	13	14	15
16	17	18	19	20	21	22
23	24	25	26	27	28	29
30	31					

September 2026

S	M	T	W	T	F	S
		1	2	3	4	5
6	7	8	9	10	11	12
13	14	15	16	17	18	19
20	21	22	23	24	25	26
27	28	29	30			

October 2026

S	M	T	W	T	F	S
				1	2	3
4	5	6	7	8	9	10
11	12	13	14	15	16	17
18	19	20	21	22	23	24
25	26	27	28	29	30	31

November 2026

S	M	T	W	T	F	S
1	2	3	4	5	6	7
8	9	10	11	12	13	14
15	16	17	18	19	20	21
22	23	24	25	26	27	28
29	30					

December 2026

S	M	T	W	T	F	S
		1	2	3	4	5
6	7	8	9	10	11	12
13	14	15	16	17	18	19
20	21	22	23	24	25	26
27	28	29	30	31		

January 2027

S	M	T	W	T	F	S
					1	2
3	4	5	6	7	8	9
10	11	12	13	14	15	16
17	18	19	20	21	22	23
24	25	26	27	28	29	30
31						

February 2027

S	M	T	W	T	F	S
	1	2	3	4	5	6
7	8	9	10	11	12	13
14	15	16	17	18	19	20
21	22	23	24	25	26	27
28						

March 2027

S	M	T	W	T	F	S
	1	2	3	4	5	6
7	8	9	10	11	12	13
14	15	16	17	18	19	20
21	22	23	24	25	26	27
28	29	30	31			

April 2027

S	M	T	W	T	F	S
				1	2	3
4	5	6	7	8	9	10
11	12	13	14	15	16	17
18	19	20	21	22	23	24
25	26	27	28	29	30	

May 2027

S	M	T	W	T	F	S
						1
2	3	4	5	6	7	8
9	10	11	12	13	14	15
16	17	18	19	20	21	22
23	24	25	26	27	28	29
30	31					

June 2027

S	M	T	W	T	F	S
		1	2	3	4	5
6	7	8	9	10	11	12
13	14	15	16	17	18	19
20	21	22	23	24	25	26
27	28	29	30			



Tuesday	August 25	PL Day (No Classes)
Wednesday	August 26	Organizational Day (No Classes)
Thursday	August 27	Organizational Day (No Classes)
Friday	August 28	PL Day (No Classes)
Monday	August 31	First Day of Classes
Monday	September 7	Labour Day (No Classes)
Wednesday	September 30	National Day of Truth & Reconciliation
Friday	October 9	PL Day (No Classes)
Monday	October 12	Thanksgiving Day (No Classes)
Friday	November 6	PL Day (No Classes) – Diwali (observed by Hindus worldwide)
Monday	November 9	Vacation (No Classes)
Tuesday	November 10	Vacation (No Classes)
Wednesday	November 11	Remembrance Day (No Classes)
Thursday	November 12	Vacation (No Classes)
Friday	November 13	Vacation (No Classes)
Friday	December 18	Last Day of Classes before Winter Vacation
Monday	January 4	Classes Resume
Thursday	January 28	First Day of Classes - Semester 2 (High School)
Monday	February 15	Family Day (No Classes)
Tuesday	February 16	Vacation (No Classes)
Wednesday	February 17	Vacation (No Classes)
Thursday	February 18	Teachers' Convention (No Classes)
Friday	February 19	Teachers' Convention (No Classes)
Wednesday	March 10	PL Day (No Classes) – Eid al-Fitr (observed by Muslims worldwide)
Thursday	March 25	Last Day of Classes before Spring Vacation
Friday	March 26	Good Friday (No Classes)
Monday	April 5	Classes Resume
Monday	April 19	PL Day (No Classes)
Friday	May 21	PL Day (No Classes)
Monday	May 24	Victoria Day (No Classes)
Thursday	June 17	Kindergarten Last Day of Classes
Friday	June 25	Last Day of Classes
Monday	June 28	Organizational Day (No Classes)
Tuesday	June 29	Organizational Day (No Classes)

Number of Days

Semester 1	Operational Days	Instructional Days
August	5	1
September	20	20
October	21	20
November	16	15
December	14	14
January	18	18
Total Semester 1	94	88
Semester 2	Operational Days	Instructional Days
January	2	2
February	15	15
March	19	18
April	20	19
May	20	19
June	21	19
Total Semester 2	97	92
Total Number of Days	191	180



2026-2027

School Year Calendar

Draft 3

Approved Month Day, Year

August 27	Professional Learning Day (No Classes) – PL Day
August 28	Organizational Day (No Classes)
August 31	Organizational Day (No Classes)
September 1	PL Day (No Classes)
September 2	First Day of Classes
September 7	Labour Day (No Classes)
September 30	National Day for Truth & Reconciliation (No Classes)
October 9	PL Day (No Classes)
October 12	Thanksgiving Day (No Classes)
November 6	PL Day (No Classes) – Diwali (observed by Hindus)
November 11	Remembrance Day (No Classes)
December 18	Last Day of classes before Winter Vacation
January 4	Classes Resume
January 28	First Day of Classes - Semester 2 (High School)
February 15	Family Day (No Classes)
February 16	Vacation (No Classes)
February 17	Vacation (No Classes)
February 18	Teachers' Convention (No Classes)
February 19	Teachers' Convention (No Classes)
March 10	PL Day (No Classes) – Eid al-Fitr (observed by Muslims)
March 25	Last Day of Classes before Spring Vacation
March 26	Good Friday (No Classes)
April 5	Classes Resume
April 19	PL Day (No Classes)
May 21	PL Day (No Classes)
May 24	Victoria Day (No Classes)
June 17	Kindergarten Last Day of Classes
June 25	Last Day of Classes
June 28	Organizational Day
June 29	Organizational Day

LEGEND	
	School Days
	Holiday (No Classes)
	Professional Learning Day (No Classes)
	Organizational Day (No Classes)
	Teachers' Convention (No Classes)
	Vacation (No Classes)
	Last Day of Classes for Kindergarten

August 2026

S	M	T	W	T	F	S
						1
2	3	4	5	6	7	8
9	10	11	12	13	14	15
16	17	18	19	20	21	22
23	24	25	26	27	28	29
30	31					

September 2026

S	M	T	W	T	F	S
		1	2	3	4	5
6	7	8	9	10	11	12
13	14	15	16	17	18	19
20	21	22	23	24	25	26
27	28	29	30			

October 2026

S	M	T	W	T	F	S
				1	2	3
4	5	6	7	8	9	10
11	12	13	14	15	16	17
18	19	20	21	22	23	24
25	26	27	28	29	30	31

November 2026

S	M	T	W	T	F	S
1	2	3	4	5	6	7
8	9	10	11	12	13	14
15	16	17	18	19	20	21
22	23	24	25	26	27	28
29	30					

December 2026

S	M	T	W	T	F	S
		1	2	3	4	5
6	7	8	9	10	11	12
13	14	15	16	17	18	19
20	21	22	23	24	25	26
27	28	29	30	31		

January 2027

S	M	T	W	T	F	S
					1	2
3	4	5	6	7	8	9
10	11	12	13	14	15	16
17	18	19	20	21	22	23
24	25	26	27	28	29	30
31						

February 2027

S	M	T	W	T	F	S
	1	2	3	4	5	6
7	8	9	10	11	12	13
14	15	16	17	18	19	20
21	22	23	24	25	26	27
28						

March 2027

S	M	T	W	T	F	S
	1	2	3	4	5	6
7	8	9	10	11	12	13
14	15	16	17	18	19	20
21	22	23	24	25	26	27
28	29	30	31			

April 2027

S	M	T	W	T	F	S
				1	2	3
4	5	6	7	8	9	10
11	12	13	14	15	16	17
18	19	20	21	22	23	24
25	26	27	28	29	30	

May 2027

S	M	T	W	T	F	S
						1
2	3	4	5	6	7	8
9	10	11	12	13	14	15
16	17	18	19	20	21	22
23	24	25	26	27	28	29
30	31					

June 2027

S	M	T	W	T	F	S
		1	2	3	4	5
6	7	8	9	10	11	12
13	14	15	16	17	18	19
20	21	22	23	24	25	26
27	28	29	30			



Thursday	August 27	PL Day (No Classes)
Friday	August 28	Organizational Day (No Classes)
Monday	August 31	Organizational Day (No Classes)
Tuesday	September 1	PL Day (No Classes)
Wednesday	September 2	First Day of Classes
Monday	September 7	Labour Day (No Classes)
Wednesday	September 30	National Day of Truth & Reconciliation
Friday	October 9	PL Day (No Classes)
Monday	October 12	Thanksgiving Day (No Classes)
Friday	November 6	PL Day (No Classes) – Diwali (observed by Hindus worldwide)
Wednesday	November 11	Remembrance Day (No Classes)
Friday	December 18	Last Day of Classes before Winter Vacation
Monday	January 4	Classes Resume
Thursday	January 28	First Day of Classes - Semester 2 (High School)
Monday	February 15	Family Day (No Classes)
Tuesday	February 16	Vacation (No Classes)
Wednesday	February 17	Vacation (No Classes)
Thursday	February 18	Teachers' Convention (No Classes)
Friday	February 19	Teachers' Convention (No Classes)
Wednesday	March 10	PL Day (No Classes) – Eid al-Fitr (observed by Muslims worldwide)
Thursday	March 25	Last Day of Classes before Spring Vacation
Friday	March 26	Good Friday (No Classes)
Monday	April 5	Classes Resume
Monday	April 19	PL Day (No Classes)
Friday	May 21	PL Day (No Classes)
Monday	May 24	Victoria Day (No Classes)
Thursday	June 17	Kindergarten Last Day of Classes
Friday	June 25	Last Day of Classes
Monday	June 28	Organizational Day (No Classes)
Tuesday	June 29	Organizational Day (No Classes)

Number of Days

Semester 1	Operational Days	Instructional Days
August	3	0
September	20	19
October	21	20
November	20	19
December	14	14
January	18	18
Total Semester 1	96	90
Semester 2	Operational Days	Instructional Days
January	2	2
February	15	15
March	19	18
April	20	19
May	20	19
June	21	19
Total Semester 2	97	92
Total Number of Days	193	182

INFORMATION ITEM



TO: BOARD OF TRUSTEES

FROM: THE SUPERINTENDENT OF SCHOOLS

Information Item: September 30, 2024 Enrolment Summary

Date of Meeting: October 17, 2023

Background:

Annually, Rocky View Schools reviews September 30th enrolments.

Current Status:

- Total RVS enrolments for September 30, 2024 have increased by 641 students (+2.24%) to a total of 29,243 students.
- In February 2024, the projected September enrolment sent to Alberta Education was 29,350 students.
- Please see attachments for:
 - Appendix A - School-by-school Enrolments and Utilization Rates
 - Appendix B - Five-Year Historical Enrolment by Grade
 - Appendix C - Enrolments by Area

Recommendation:

The Board of Trustees acknowledges receipt of the September 30, 2024 Enrolment Summary as information.

2024 Rocky View Schools Enrolment and Utilization Rates (Appendix A)

Schools	Grade	Program	2024 Sept. 30	PreK	K	Gr1	Gr2	Gr3	Gr4	Gr5	Gr6	Gr7	Gr8	Gr9	Gr10	Gr11	Gr12	2024 Sept. 30	2024-2025 Capacity*	2024 Utilization Rate**	
AIRDRIE																					
Nose Creek Elementary	K-4	Regular	636		106	141	140	122	127									636	616	104%	
Ralph McCall	K-4	Regular	551		84	96	143	118	110									551	668	81%	
A.E. Bowers	K-4	Regular	494		26	43	35	49	42									195	537	88%	
	K-5	French Immersion		45	54	60	53	50	37									299			
Cooper's Crossing	K-5	Regular	420	20	64	61	57	76	61	81								420	607	68%	
Ecole Edwards	K-5	Regular	664		31	47	54	56	51	67								306	807	83%	
	K-5	French Immersion		50	63	66	70	68	41									358			
Heloise Lorimer	K-5	Regular	740		114	127	118	130	122	129								740	820	87%	
R.J. Hawkey	K-5	Regular	404		36	47	45	38	33	54								253	494	81%	
	K-5	Christian Program		19	21	28	31	23	29									151			
Hérons Crossing	K-8	Regular	897		66	108	99	107	106	106	106	96	103					897	924	98%	
Northcott Prairie	K-8	Regular	1062		97	96	89	106	109	96	160	172	137					1062	979	108%	
Windsong Heights	K-8	Regular	849		57	73	94	105	99	94	98	127	102					849	888	99%	
Muriel Clayton	5-8	Regular	719							183	169	180	187					719	730	102%	
C.W. Perry	5-8	Regular	559							123	145	126	165					559	772	75%	
Ecole Airdrie Middle	6-8	Regular	506								74	89	84					247	572	91%	
	6-8	French Immersion										95	87	77							259
Meadowbrook	6-8	Regular	557								167	156	168					491	583	102%	
	6-8	Christian Program										22	24	20							66
George McDougall	9-12	Regular	1111											198	199	219	208	824	1100	104%	
	9-12	French Immersion													74	80	80	53			287
Bert Church High	9-12	Regular	1388											346	370	351	321	1388	1341	107%	
W.H. Croxford	9-12	Regular	1705											458	455	435	357	1705	1379	127%	
Airdrie Total			13262	20	795	977	1028	1061	1001	1040	1036	1057	1043	1076	1104	1085	939	13262	13817	97%	
CHESTERMERE																					
Prairie Waters	K-6	Regular	584		69	84	76	87	87	88	93							584	624	90%	
Rainbow Creek	K-6	Regular	498		51	71	87	76	66	75	72							498	631	79%	
East Lake	K-6	Regular	985	20	77	90	86	94	89	105	108							669	858	115%	
	K-6	French Immersion			28	42	36	37	26	30	29										228
	K-6	Christian Program			0	10	15	24	14	13	12										88
Chestermere Lake	7-9	Regular	933									294	274	260				828	974	98%	
	7-9	French Immersion											24	6	21						51
	7-9	Christian Program											13	24	17						54
Chestermere High	10-12	Regular	948												295	291	362	948	1018	95%	
Chestermere Total			3948	20	225	297	300	318	282	311	314	331	304	298	295	291	362	3948	4105	97%	

Schools	Grade	Program	2024 Sept. 30	PreK	K	Gr1	Gr2	Gr3	Gr4	Gr5	Gr6	Gr7	Gr8	Gr9	Gr10	Gr11	Gr12	2024 Sept. 30	2024-2025 Capacity*	2024 Utilization Rate**
COCHRANE & AREA																				
Elizabeth Barrett	K-4	Regular	472		32	46	56	78	68									280	542	85%
	K-4	French Immersion			41	33	35	42	41											
Glenbow	K-4	Regular	547		52	70	77	85	72									356	548	97%
	K-4	French Immersion			42	41	39	36	33											
Cochrane Christian Academy	K-8	Christian Program	396		46	44	50	54	53	37	50	39	23					396	301	129%
Fireside	K-8	Regular	915		69	100	87	118	121	117	111	100	92					915	883	102%
RancheView	K-8	Regular	699	11	63	78	73	70	83	81	80	67	93					699	857	80%
Manachaban	5-8	Regular	518							60	68	72	67					267	560	95%
	5-8	French Immersion								46	53	73	79							
Mitford	5-8	Regular	410							94	75	93	95					357	604	71%
	5	French Immersion								22	31									
Bow Valley High	9-12	Regular	983											241	260	253	229	983	920	113%
Cochrane High	9-12	Regular	1016											272	193	222	230	917	1060	98%
	9-12	French Immersion												0	38	42	19	99		
Cochrane Subtotal			5956	11	345	412	417	483	471	457	468	444	449	513	491	517	478	5956	6275	96%
Westbrook	K-8	Regular	198		18	30	17	24	20	21	24	26	18					198	218	87%
Bearspaw	K-8	Regular	517		40	50	44	44	66	55	61	71	86					517	688	76%
Cochrane Area Subtotal			715	0	58	80	61	68	86	76	85	97	104	0	0	0	0	715	906	79%
Cochrane & Area Total			6671	11	403	492	478	551	557	533	553	541	553	513	491	517	478	6671	7181	93%
SPRINGBANK AREA																				
Elbow Valley	K-4	Regular	549		47	62	61	99	87									356	706	74%
	K-4	French Immersion			29	38	49	37	40											
Springbank Middle	5-8	Regular	552							85	97	137	91					410	571	101%
	5-8	French Immersion								27	36	25	54							
Springbank High	9-12	Regular	692											141	154	154	175	624	918	77%
	9-12	French Immersion												28	20	10	10	68		
Springbank Subtotal			1793	0	76	100	110	136	127	112	133	162	145	169	174	164	185	1793	2195	82%
Banded Peak	K-8	Regular	266		12	25	28	33	28	33	33	36	38					266	389	70%
Springbank & Area Total			2059	0	88	125	138	169	155	145	166	198	183	169	174	164	185	2059	2584	81%
LANGDON AREA																				
Sarah Thompson	K-5	Regular	332		55	54	41	62	52	68								332	409	76%
Langdon	K-8	Regular	468		29	21	35	34	31	33	91	101	93					468	727	64%
Horseshoe Crossing	9-11	Regular	324											102	118	104		324	1066	32%
Langdon Subtotal			1124	0	84	75	76	96	83	101	91	101	93	102	118	104	0	1124	2202	51%
Indus	K-8	Regular	179		19	18	20	18	16	25	22	11	30					179	194	91%
Langdon & Area Total			1303	0	103	93	96	114	99	126	113	112	123	102	118	104	0	1303	2396	54%

Schools	Grade	Program	2024 Sept. 30	PreK	K	Gr1	Gr2	Gr3	Gr4	Gr5	Gr6	Gr7	Gr8	Gr9	Gr10	Gr11	Gr12	2024 Sept. 30	2024-2025 Capacity*	2024 Utilization Rate**
CROSSFIELD																				
Crossfield	K-5	Regular	307		49	52	52	61	51	42								307	367	79%
W.G. Murdoch	6-12	Regular	418								81	50	56	65	49	51	66	418	414	103%
Crossfield Total			725	0	49	52	52	61	51	42	81	50	56	65	49	51	66	725	781	91%
BEISEKER AREA																				
Kathryn	K-8	Regular	143		8	19	18	19	19	26	10	19	5					143	305	50%
Beiseker	K-12	Regular	295		16	19	18	21	13	16	12	18	30	30	38	24	40	295	413	72%
Beiseker & Area Total			438	0	24	38	36	40	32	42	22	37	35	30	38	24	40	438	718	63%
Subtotal			28406	51	1687	2074	2128	2314	2177	2239	2285	2326	2297	2253	2269	2236	2070	28406	31582	91%
OTHER																				
Community Learning Centres	9-12	Regular	362							1				6	29	53	217	306	N/A	N/A
	1-9	Home Schooling				4	6	5	10	7	9	7	5	3						
Discovery Trails Online	1-9	Online	174		5	9	10	12	14	18	27	42	37					174	N/A	N/A
Summit Trails Online	10-12	Online	250												51	78	121	250	N/A	N/A
Colonies	K-12	Regular	51		5	3	6	4	7	3	7	4	4	3	1	4	0	51	N/A	N/A
Subtotal			837	0	5	12	21	19	29	25	34	38	51	49	81	135	338	837		
RVS TOTAL			29243	51	1692	2086	2149	2333	2206	2264	2319	2364	2348	2302	2350	2371	2408	29243	31582	N/A

*Capacity includes the Modular units currently on site and occupied, it doesn't include the Modular units approved in July 2024.

**Utilization rate = [(Kindergarten Enrolment - Severe Disability Kindergarten Students)*0.5 + (Severe Disability Kindergarten Students)*3*0.5 + (Grades 1-12 - Severe Disability grades 1 to 12 Students) + (Severe Disability grades 1 to 12 Students)*3]/Capacity

Note: There were 3 test students in Power School, those have been removed from this list.

Note: For C.W. Perry and Banded Peak: Leased and designated admin space is removed from capacities to reflect reporting.

RVS 5-Year Historical Enrolment by Grade

	2020	2021	2022	2023	2024
Kindergarten	1,527	1,907	1,832	1,843	1,738
Grade 1	1,893	1,933	2,130	2,024	2,074
Grade 2	1,954	2,005	2,013	2,217	2,128
Grade 3	2,017	2,021	2,100	2,117	2,314
Summary	5,864	5,959	6,243	6,358	6,516
Grade 4	2,035	2,091	2,119	2,178	2,177
Grade 5	1,962	2,072	2,180	2,206	2,239
Grade 6	2,093	2,037	2,199	2,285	2,285
Summary	6,090	6,200	6,498	6,669	6,701
Grade 7	2,117	2,086	2,136	2,234	2,326
Grade 8	1,986	2,105	2,151	2,142	2,297
Grade 9	1,953	2,073	2,276	2,257	2,253
Summary	6,056	6,264	6,563	6,633	6,876
Grade 10	1,764	1,921	2,107	2,275	2,269
Grade 11	1,675	1,704	1,926	2,088	2,236
Grade 12	1,638	1,612	1,692	1,925	2,070
Summary	5,077	5,237	5,725	6,288	6,575
Sub Total	24,614	25,567	26,861	27,791	28,406
Colonies	46	42	46	48	51
CLC's	629	406	336	341	362
Online Schools		607	369	422	424
Total	25,289	26,622	27,612	28,602	29,243
<i>Difference</i>	-1.36%	5.27%	3.72%	3.59%	2.24%
	-348	1,333	990	990	641

RVS 5-Year Historical Enrolment by Area

	2020	2021	2022	2023	2024
Airdrie	11,101	11,566	12,405	12,904	13,262
<i>Difference</i>	26	465	839	499	358
Cochrane/Westbrook/Bearspaw	5,693	6,004	6,302	6,598	6,671
<i>Difference</i>	-95	311	298	296	73
Chestermere	3,700	3,760	3,822	4,005	3,948
<i>Difference</i>	-273	60	62	183	-57
Langdon/Indus	1,081	1,116	1,109	1,046	1,303
<i>Difference</i>	-273	35	-7	-63	257
Bragg Creek/Springbank	1,986	2,041	2,095	2,096	2,059
<i>Difference</i>	-64	55	54	1	-37
Beiseker/Kathryn	392	412	424	431	438
<i>Difference</i>	-66	20	12	7	7
Crossfield	661	668	704	711	725
<i>Difference</i>	-8	7	36	7	14
Colonies	46	42	46	48	51
<i>Difference</i>	4	-4	4	2	3
CLCs	629	406	336	341	362
<i>Difference</i>	128	-223	-70	5	21
Online School	n/a	607	369	422	424
<i>Difference</i>	n/a	n/a	-238	53	2
Total	25,289	26,622	27,612	28,602	29,243
	-1.36%	5.27%	3.72%	3.59%	2.24%