



ORGANIZATIONAL MEETING OF THE BOARD OF TRUSTEES

RVS EDUCATION CENTRE
2651 CHINOOK WINDS DR. SW
AIRDRIE, AB

ZOOM LINK: <https://rockyview.zoom.us/my/rvsboard>

SEPTEMBER 19, 2024
9:30 a.m.

AGENDA

1. Call to Order by Mike Guindon, Associate Superintendent of Business and Operations
2. Approval of Agenda
3. Request for Secret Ballot for Chair and Vice Chair Positions
(Section 9(d) Board Procedures Regulation 82/2019 of the Education Act attached) – Does any Trustee desire a secret ballot?
4. Appointment of Ballot Committee (if required)
 - a. The Board of Trustees appoints Steve Thomas and Jenelle Weisgarber to the Ballot Committee.
5. Election of Chair of the Board of Trustees
 - a. Nominations
 - b. Candidate Statements
6. Turn Over of Chair
7. Election of Vice-Chair of the Board of Trustees
 - a. Nominations
 - b. Candidate Statements
8. Destruction of Ballots (if required)
9. Appointments to Board Representatives and Committees
 - a. The Board of Trustees approves the Representative appointments and Committee memberships as presented.

RVS Board Representatives		
A.	Teacher Employer Bargaining Association (TEBA)	Trustee (N. Lang)
B.	Teacher Professional Learning (TPLC)	Two Trustees (M. Bowen, J. Hunter)
C.	Alberta School Boards' Association (ASBA) Zone 5	Two Trustees (M. Bowen, S. Kinley)
D.	Inclement Weather	One Trustee Representative Per Area Chestermere/Langdon/Indus (S. Kinley) Airdrie (F. Burley) Crossfield / Kathryn / Beiseker (N. Lang) Bragg Creek / Springbank (J. Hunter) Cochrane/Westbrook/Bearspaw (F. Gilbert)

E.	School Council Meetings	One Trustee Representative Per Council (area specific, including two online schools) Discovery Trails Online – N. Lang Summit Trails Online High School – S. Kinley
F.	Springbank Park for All Seasons	Ward 5 Trustee (J. Hunter)
G.	Cochrane Parks and Recreation	Ward 6 Trustee (F. Gilbert)
H.	Langdon Community Collaborative	Ward 2 Trustee (S. Kinley)
I.	Rocky View County Joint Use and Planning Agreement	2 Trustees (F. Gilbert, N. Lang)
J.	Chamber of Commerce	One Trustee Representative Per Area Chestermere (S. Baziuk) Langdon (S. Kinley) Airdrie (M. Bowen) Crossfield (N. Lang) Bragg Creek (J. Hunter) Cochrane (F. Gilbert)

RVS Board Committee Membership		
A.	Advocacy	Chair ASBA Zone 5 Rep (S. Baziuk) Trustee (F. Burley)
B.	Agenda Planning	Chair Vice Chair
C.	Appeals	Three Trustees (M. Bowen, T. Brand, S. Kinley)
D.	ASBA	Three Trustees: Zone 5 Rep – (M. Bowen) Zone 5 Rep – (S. Kinley) Trustee (J. Hunter)
E.	Audit	Trustee from previous year (J. Hunter) Trustee (M. Bowen) Alternate (F. Gilbert)
F.	Board Planning	All Trustees
G.	Budget	All Trustees
H.	Indigenous Advisory Circle	Two Trustees (F. Burley, M. Bowen)
I.	Labour Relations	Three Trustees: TEBA Rep (N. Lang) Two Trustees (S. Baziuk, F. Gilbert)
J.	Policy	Three Trustees (T. Brand, F. Burley, S. Kinley)
K.	School Councils	Vice Chair Two Trustees (M. Bowen, N. Lang)
L.	Student Expulsion Hearing	Three Trustees (J. Hunter, S. Baziuk, F. Gilbert)
M.	Student Transportation	Four Trustees: Two Trustees – Rural (N. Lang, J. Hunter) Two Trustees – Urban (M. Bowen, F. Gilbert)

10. Adjournment

(4) Notwithstanding subsection (1), when the number of trustees at a meeting is less than a quorum because one or more trustees have declared a conflict of interest with respect to a matter before the board at the meeting, the Minister may order that the remaining trustees are deemed to be a quorum for the purpose of deciding that matter.

Voting on questions

8(1) All resolutions must be submitted to a board by the chair of the board or a trustee, and no seconder is required.

(2) The chair of the board and every trustee present at a meeting of the board must vote for or against every question unless

- (a) in a specific case, the chair or a trustee is excused by resolution of the board from voting, or
- (b) the chair of the board or a trustee has a pecuniary interest in the matter and abstains from voting as required by section 88(1) of the Act.

(3) The secretary of the board must, whenever a recorded vote is requested by a trustee, record in the minutes the name of each trustee present and whether the trustee voted for or against the matter.

(4) Notwithstanding subsection (3), the secretary of the board must, immediately after a vote is taken and on the request of a trustee, record in the minutes the name of that trustee and whether that trustee voted for or against the matter or abstained.

Required votes

9 At a meeting of a board the following applies:

- (a) each question must be decided by a majority of the votes of the trustees present;
- (b) in case of an equality of votes, the question must be decided in the negative;
- (c) a vote on a question must be taken by open vote;
- (d) notwithstanding clause (c), with respect to the election of a chair of the board or a vice-chair of the board, if one or more trustees request that the vote be by secret ballot, the vote must be by secret ballot.



REGULAR MEETING OF THE BOARD OF TRUSTEES

RVS EDUCATION CENTRE
2651 CHINOOK WINDS DR. SW

AIRDRIE, AB

ZOOM LINK: <https://rockyview.zoom.us/my/rvsboard>

SEPTEMBER 19, 2024

Immediately After Board Organizational Meeting

AGENDA

1. Call to Order
2. Approval of Agenda
3. Land Acknowledgement

Trustee T. Brand

Rocky View Schools would like to acknowledge the land and recognize all the Indigenous Peoples whose footprints have marked these lands from time immemorial. Together, we can learn and honour the ways of knowing of Indigenous Peoples for all future generations.

4. Approval of Minutes
 - a) Regular Board Meeting – September 5, 2024
5. Superintendent's Report
6. Chair's Report/Correspondence
7. Trustee Reports
8. Notice of Motion
9. Other Business
 - a) Ward Boundary Review Summary of Public Feedback – B. Callaghan
10. In-Camera Session
11. Motions Arising from In-Camera Session
12. Adjournment

This unofficial agenda is subject to change and is not *official* until approved at the Board meeting.



SUPERINTENDENT'S REPORT
REGULAR MEETING OF THE BOARD OF TRUSTEES

SEPTEMBER 19, 2024

AGENDA

1. Q3 Financial Update with Q4 Projection
2. Additional Modular Location Approvals
3. Enrolment Update

ACTION

Information
Directive
Information

A handwritten signature in black ink, appearing to read "Greg Luterbach", with a small star-like mark above the final letter.

Greg Luterbach
Superintendent of Schools

INFORMATION ITEM

TO: THE BOARD OF TRUSTEES



FROM: THE SUPERINTENDENT OF SCHOOLS

Information Item: Q3 Financial Update with Q4 Projection

Date of Meeting: September 19, 2024

Background:

The purpose of this accountability report is to provide the Board with the third quarter financial update for the 2023-2024 fiscal year (Sep 1 – May 31, 2024). Outlined below are the changes to annual financial expectations and budget as a result of external environmental trends, stakeholder decisions and operational pressures.

Current Status:

Revenues

Based on the fall update of the 2023-2024 budget, RVS is projecting total revenues of \$316.2 million by August 31, 2024, compared to budgeted revenues of \$315.2 million expected in the spring budget.

As of May 31 (Q3), total revenue recorded is \$236.6 million representing 74.8% of budget.

- Alberta Education revenues which represents 90% of the overall budgeted revenue is \$214.9 million representing 75.2% of the budget. Projections for Alberta Education revenue are indicating the full revenue budgeted will be recognized.
- Alberta Infrastructure revenues of \$7.4 million are lower than last year this time and represent just 45.4% of current year budget. This reduction in revenue (non-cash revenue) is expected based on the year end true up adjustment for supported assets. The reduction in revenue also has a corresponding reduction in amortization expense for a net zero impact to the full year financials. The expected total revenue projection will be \$13.2 million including the year end adjustment flow through adjustment for P3 schools.
- The other significant revenue source are school & transportation fees which are at \$8.7 million representing 109.2% of the budget. School activity fees and school options fees are currently \$300K greater than budget. Transportation fees are also currently exceeding budget by \$630K.

ROCKY VIEW SCHOOL DIVISION	2023-2024	2023-2024	2022-2023		2023-2024	% of
Statement of Financial Position	Spring Budget	Fall Budget	YTD Actuals LY	CY vs LY	YTD Actuals	Budget
Alberta Education	\$ 284,819,400	\$ 285,732,538	\$ 201,575,551	6.7%	\$ 214,988,863	75.2%
Alberta Infrastructure	\$ 16,379,000	\$ 16,379,000	\$ 10,904,206	-31.9%	\$ 7,427,981	45.4%
Other Gov Of Alberta	\$ 384,264	\$ 393,864	\$ 355,950	-27.9%	\$ 256,610	65.2%
Federal Gov & First Nations	\$ 415,600	\$ 415,600	\$ 440,725	5.2%	\$ 463,422	111.5%
Other Ab School Authorities	\$ 1,500,000	\$ 1,500,000	\$ 1,125,000	-36.3%	\$ 716,250	47.8%
Fees	\$ 7,931,336	\$ 8,008,598	\$ 7,861,984	11.2%	\$ 8,742,122	109.2%
Others Sales, Fundraising, Donations	\$ 2,500,400	\$ 2,500,400	\$ 3,015,645	-2.7%	\$ 2,933,264	117.3%
Rental Of Facilities	\$ 520,000	\$ 520,000	\$ 409,887	30.2%	\$ 533,732	102.6%
Investment Income	\$ 750,000	\$ 750,000	\$ 671,048	-15.8%	\$ 565,049	75.3%
Gains On Disposal Of Cap Assets	\$ -	\$ -	\$ -	0.0%	\$ -	0.0%
Total Revenue	\$ 315,200,000	\$ 316,200,000	\$ 226,359,996	4.5%	\$ 236,627,293	74.8%

INFORMATION ITEM



TO: THE BOARD OF TRUSTEES

FROM: THE SUPERINTENDENT OF SCHOOLS

Expenditures

Based on the fall update of the 2023-2024 budget, RVS is projecting total expenses of \$316.9 million by August 31, 2024, compared to budgeted expenses of \$318.0 million expected in the spring budget.

As of May 31 (Q3), total expenses incurred is \$239.9 million representing 75.7% of budget. Spending levels as of Q3 are indicating that total spending may come in lower than budget.

ROCKY VIEW SCHOOL DIVISION Statement of Financial Position	2023-2024 Spring Budget	2023-2024 Fall Budget	2022-2023 YTD Actuals LY	CY vs LY	2023-2024 YTD Actuals	% of Budget
Certificated Salaries & Benefits	\$ 187,416,769	\$ 187,102,137	\$ 135,309,748	3.3%	\$ 139,810,476	74.7%
Noncertificated Salaries&Benefits	\$ 57,330,880	\$ 57,653,523	\$ 47,904,583	0.3%	\$ 48,039,727	83.3%
Services,Contracts&Supplies	\$ 55,594,651	\$ 54,270,568	\$ 45,978,095	-8.2%	\$ 42,206,022	77.8%
Interest & Charges	\$ 260,700	\$ 260,700	\$ 226,368	13.3%	\$ 256,533	98.4%
Amortization Of Capital Assets	\$ 15,600,400	\$ 15,600,400	\$ 11,736,796	-28.5%	\$ 8,397,064	53.8%
Unsupported Amortization	\$ 2,085,000	\$ 2,085,000	\$ 1,316,302	-3.2%	\$ 1,274,518	61.1%
Total Expense	\$ 318,288,400	\$ 316,972,328	\$ 242,471,893	-1.0%	\$ 239,984,340	75.7%
Surplus/(Deficit)	\$ (3,088,400)	\$ (772,328)	\$ (16,111,897)		\$ (3,357,047)	
Net impact of Amortization &Capital	\$ 1,188,400	\$ 1,322,328			\$ (119,862)	
Net Reserve Draw	\$ (1,900,000)	\$ 550,000			\$ (3,476,909)	

Overall spending less SGF, IMR and amortization is \$223.2 million representing 77% of current budget. This compares to spending of \$221.1 million or 79.4% at the end of Q3 last year.

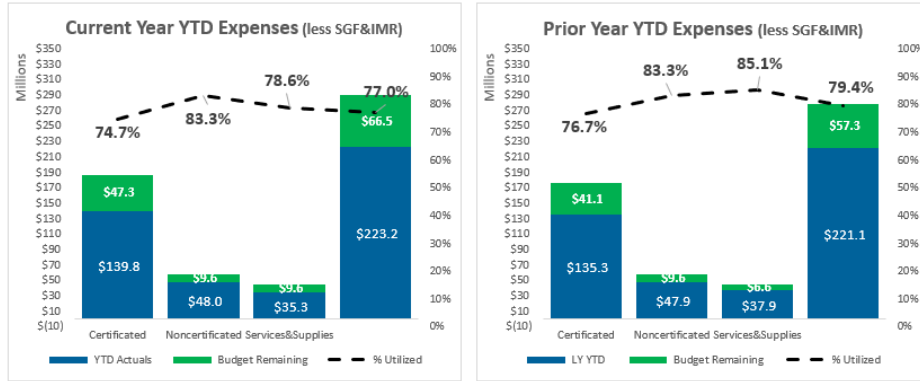
- Certificated salaries and benefits are trending at a lower spend percentage of budget compared to last year at 74.7% vs 76.7%. Full year Q4 results is projected to be \$1.4 million less than budget with \$800,000 of the savings realized from lower ATRF cost than budgeted which is offset by corresponding lower revenue.
- Support staff salaries and benefits are also trending on pace with an equal spend percentage of budget compared to last year at 83.3%. Full year Q4 results is projected to be \$90,000 over budget.
- Services and supplies are trending at a lower spend percentage of budget compared to last year at 78.6% vs 85.1%. Full Year Q4 results is projected to be \$370,000 under budget. Some areas of driving variances in spending include the following:
 - Instructional: School generated funds is projected to be \$530,000 higher than budget.
 - Instructional: General spending is projected to be \$380,000 higher than budget.
 - OM: Utilities (Electricity and Natural Gas) are projected to be \$1 million under budget.
 - OM: Insurance is projected to be \$250K under budget
 - OM: IMR spending is projected to be \$600,000 lower than budget.
 - Transportation: Lower departmental costs offset by higher bus contractor costs are projected to \$300,000 higher than budget.
 - System Administration: Overall spending is expected to be \$80,000 higher than budget.



INFORMATION ITEM

TO: THE BOARD OF TRUSTEES

FROM: THE SUPERINTENDENT OF SCHOOLS



Teacher Leave Cost

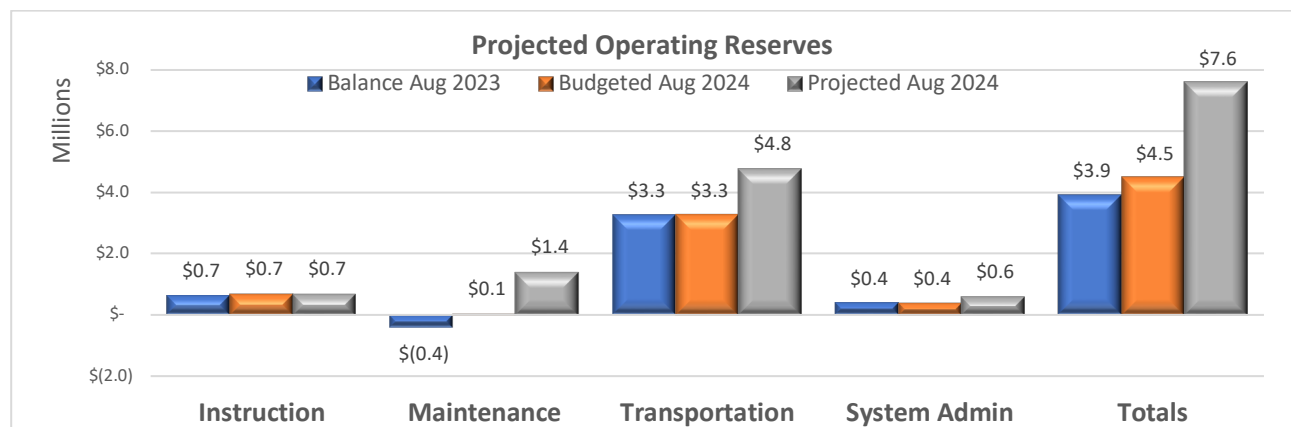
As of the end of Q4, total leave cost is comparable to last year and came in at budget. Total budget for 23/24 was \$6,717,500 and final projected costs for Q4 were \$6,722,076.

Surplus/Deficit/Reserves

Based on the fall budget update, RVS anticipated the operating deficit to be \$772,000 compared to the Spring budgeted deficit of \$3.1 million. After accounting for capital purchases and adjusting for amortization, it was budgeted that there will be a net surplus to increase operating reserves by \$550,000 compared to a net draw of \$1.9 million in the spring budget.

Current projections for full year are a net surplus of \$3.5 million and after adjustments for capital and amortization, \$3.7 million is anticipated to be added to the operating reserves resulting in final reserve balance of \$7.6 million. The instructional reserve is projected to come in at budget with the increases in reserves coming mainly from Maintenance and Transportation. The main drivers for a projected higher surplus than budget is due to higher revenue in transportation and lower utilities and insurance expenses in operations and maintenance. The projected surplus in transportation will be used to cover the \$2.1 million budgeted deficit in 2024/25.

Operating reserves are expected to be 2.5% of operating expenses and excluding transportation would represent 0.9%.



INFORMATION ITEM



TO: THE BOARD OF TRUSTEES

FROM: THE SUPERINTENDENT OF SCHOOLS

Future Direction:

Final work on the full year results are currently underway and once the annual audit is completed in November, final results will be reported. The final treatment of benefit reserves will be reported after the audit, and this could result in a higher surplus than currently projected.

Recommendation:

The Board of Trustees acknowledges receipt of the Q3 Financial Update with Q4 Projection as presented.



INFORMATION ITEM

TO: THE BOARD OF TRUSTEES

FROM: THE SUPERINTENDENT OF SCHOOLS

Summary of Q3 Financials with Q4 Projection for 2023-2024

ROCKY VIEW SCHOOL DIVISION Statement of Financial Position	2023-2024 Spring Budget	2023-2024 Fall Budget	2022-2023 YTD Actuals LY	CY vs LY	2023-2024 YTD Actuals	% of Budget	Full Year 23/24 Projection
Alberta Education	\$ 284,819,400	\$ 285,732,538	\$ 201,575,551	6.7%	\$ 214,988,863	75.2%	\$ 286,383,340
Alberta Infrastructure	\$ 16,379,000	\$ 16,379,000	\$ 10,904,206	-31.9%	\$ 7,427,981	45.4%	\$ 12,320,974
Other Gov Of Alberta	\$ 384,264	\$ 393,864	\$ 355,950	-27.9%	\$ 256,610	65.2%	\$ 354,449
Federal Gov & First Nations	\$ 415,600	\$ 415,600	\$ 440,725	5.2%	\$ 463,422	111.5%	\$ 521,815
Other Ab School Authorities	\$ 1,500,000	\$ 1,500,000	\$ 1,125,000	-36.3%	\$ 716,250	47.8%	\$ 961,368
Fees	\$ 7,931,336	\$ 8,008,598	\$ 7,861,984	11.2%	\$ 8,742,122	109.2%	\$ 9,060,178
Others Sales, Fundraising, Donations	\$ 2,500,400	\$ 2,500,400	\$ 3,015,645	-2.7%	\$ 2,933,264	117.3%	\$ 3,928,625
Rental Of Facilities	\$ 520,000	\$ 520,000	\$ 409,887	30.2%	\$ 533,732	102.6%	\$ 615,181
Investment Income	\$ 750,000	\$ 750,000	\$ 671,048	-15.8%	\$ 565,049	75.3%	\$ 694,858
Gains On Disposal Of Cap Assets	\$ -	\$ -	\$ -	0.0%	\$ -	0.0%	\$ -
Total Revenue	\$ 315,200,000	\$ 316,200,000	\$ 226,359,996	4.5%	\$ 236,627,293	74.8%	\$ 314,840,788
Certificated Salaries & Benefits	\$ 187,416,769	\$ 187,102,137	\$ 135,309,748	3.3%	\$ 139,810,476	74.7%	\$ 185,673,341
Noncertificated Salaries&Benefits	\$ 57,330,880	\$ 57,653,523	\$ 47,904,583	0.3%	\$ 48,039,727	83.3%	\$ 57,743,690
Services,Contracts&Supplies	\$ 55,594,651	\$ 54,270,568	\$ 45,978,095	-8.2%	\$ 42,206,022	77.8%	\$ 53,829,953
Interest & Charges	\$ 260,700	\$ 260,700	\$ 226,368	13.3%	\$ 256,533	98.4%	\$ 323,476
Amortization Of Capital Assets	\$ 15,600,400	\$ 15,600,400	\$ 11,736,796	-28.5%	\$ 8,397,064	53.8%	\$ 11,851,944
Unsupported Amortization	\$ 2,085,000	\$ 2,085,000	\$ 1,316,302	-3.2%	\$ 1,274,518	61.1%	\$ 2,085,878
Total Expense	\$ 318,288,400	\$ 316,972,328	\$ 242,471,893	-1.0%	\$ 239,984,340	75.7%	\$ 311,508,282
Surplus/(Deficit)	\$ (3,088,400)	\$ (772,328)	\$ (16,111,897)		\$ (3,357,047)		\$ 3,332,506
Net impact of Amortization &Capital	\$ 1,188,400	\$ 1,322,328			\$ (119,862)		\$ 337,340
Net Reserve Draw	\$ (1,900,000)	\$ 550,000			\$ (3,476,909)		\$ 3,669,846

DIRECTIVE FOR ACTION



TO: THE BOARD OF TRUSTEES

FROM: THE SUPERINTENDENT OF SCHOOLS

Item: Additional Modular Units Allocation

Date of Meeting: September 19, 2024

Background:

On July 23, 2024, Government of Alberta announced additional funding to support Alberta's growing education system. This announcement included 12 new modular classroom units for Rocky View Schools (RVS) and up to 12 relocations to support the enrollment pressures our school division is facing, in total 24 units.

Proposed allocation of these units is being made by considering the locations of units approved by the Board in November 2023, Balancing Airdrie Student Spaces (BASS) decision and future needs to accommodate student spaces in Cochrane and Chestermere.

Administration has received the letter of confirmation for these units and all the work must be complete by September 1, 2025. Upon receipt of Board's approval, the administration will work with the province and local jurisdictions to start the process of installing these units. These units will be ready to use for the September 2025 school year.

The allocation of recently approved 24 units is being proposed as below. These proposed locations are in accordance with the original modular request to government in the fall of 2023, BASS decision and future growth.

School	Municipality	# Of Units	New Capacity (2024/25)	Decision Factor
Herons Crossing	Airdrie	1 new unit	949	BASS
Ralph McCall	Airdrie	2 new units	718	BASS
Fireside School	Cochrane	3 new units	958	Nov. 2023 Mod Request
Rainbow Creek Elementary	Chestermere	4 new units	731	Growth
W.G Murdoch	Crossfield	2 new units	472	Nov. 2023 Mod Request
A.E Bowers Elementary	Airdrie	2 relocated units from Langdon	587	BASS
Heloise Lorimer	Airdrie	4 relocated units from Langdon	908	BASS
Chestermere High School	Rocky View County	2 relocated units from Langdon	1084	Nov. 2023 Mod Request

DIRECTIVE FOR ACTION



TO: THE BOARD OF TRUSTEES

FROM: THE SUPERINTENDENT OF SCHOOLS

Springbank Middle School	Rocky View County	2 relocated units from Indus	621	Nov. 2023 Mod Request
Cochrane Christian Academy	Cochrane	2 relocated units from Indus	351	Nov. 2023 Mod Request

Alternatives:

Alternative I:

The Board of Trustees approves the allocation of the twelve (12) new modular classrooms units and twelve (12) relocations as presented and directs the Superintendent to request approval from Alberta Education.

Alternative II:

The Board of Trustees approves the allocation of the twelve (12) new modular classrooms units and twelve (12) relocations as amended and directs the Superintendent to request approval from Alberta Education.

Alternative III:

The Board of Trustees refers the matter to Board Planning Committee for further discussion.

Recommendation:

The Board of Trustees approves the allocation of the twelve (12) new modular classrooms units and twelve (12) relocations as presented and directs the Superintendent to request approval from Alberta Education.



INFORMATION ITEM

TO: THE BOARD OF TRUSTEES

FROM: THE SUPERINTENDENT OF SCHOOLS

Item: Enrolment Update

Date of Meeting: September 19, 2024

Background:

Annually, Boards across Alberta submit to the Government of Alberta their student enrolment as of September 30. While enrolments fluctuate daily, these September 30th numbers are important for funding purposes and generally used to describe a school division's student population.

At the end of September 2023 RVS had 28,602 students that we served. This was an increase of 990 from September 2022. By June 2024, RVS had just under 29,000 students attending our schools. These numbers are headcount and is not the full-time equivalent (FTE) which would be lower as Kindergarten students only count as 0.5FTE.

Current Status:

In January 2024, RVS submitted to government our projected enrolment for the 2024/25 school year. Projecting a division's enrolment is a complicated art which looks at community growth, grade to grade growth, historical trends, and census and birth rate data. The projection for the 2024/25 school was 29,350 students. This would be an increase of 748 students from last year (2.6% growth compared to fall 2023). General community population growth is driving the enrolment increases.

As of Tuesday September 17, 2024, our enrolments were 29,221 students. We have now removed most of the students who have not shown or contacted the school this fall. Numbers may slowly rise through the remainder of the month but will likely be short of the 29,350 projection.

It is critical to know that the 2024/25 enrolment numbers will continue to fluctuate daily, and these are ONLY preliminary numbers. Final enrolments will be determined as of end of September.

Recommendation:

The Board of Trustees acknowledges receipt of the Enrolment Update as information.

Executive Summary to the Board of Trustees

Rocky View Schools

Ward Boundary Review

Community Engagement

September 19, 2024

As directed by the Board of Trustees the consultant was asked to conduct a ward boundary review as anticipated in the Education Act as a result of population growth with the corporate boundaries of the division. Using the methodology as is followed by provincial, federal and municipal governments in determining representation by population the first phase of the assignment included gathering population data from available provincial sources namely the “2023 Municipal Affairs Population List” which is available through the Alberta Government website. Population data was confirmed by in person conversations with the municipal authorities with the division.

The data indicated that since the last ward boundary review in 2016 the population with RVS had increased from 145,363 to 192,299. It is evident that the growth is not uniform across the communities but has centered in the urban areas which replicates a provincial trend.

Using the statistical model below the consultant prepared scenarios that would potentially address the mathematical guidelines.

“The standard variance applicable to an assessment of ‘fair representation’ is the standard used in municipal, provincial and federal elections, which is a variance of +/- 25%. Therefore, if this rule is applied to the test under Section 76 (3), it follows that trustees should be represented in wards as per Section (3) and should represent approximately (+/- 25%) the same number of population as other trustees in the division.”

***RVS Policy 29 Section 4.1**

What is before you in this Executive Summary is a synopsis of the comments gathered during the community in person engagements and the online responses that were submitted via the division’s portal which was open to the public from April 1 to June 17th. The portal received 80 responses.

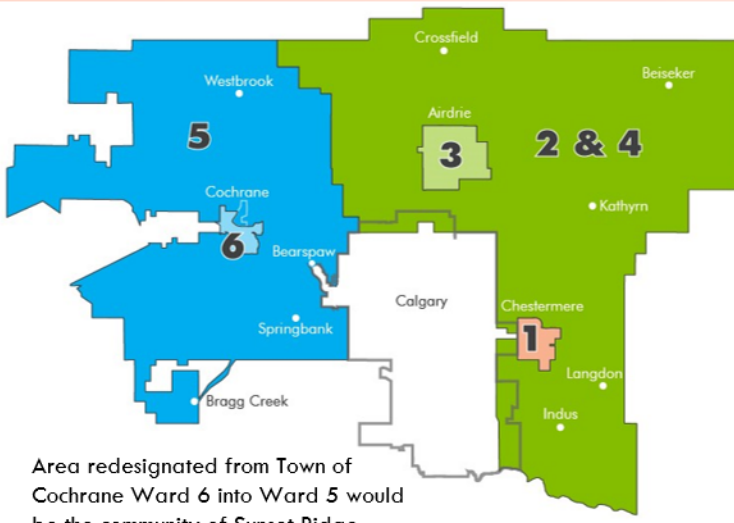
The consultant was present at Chestermere May 14 with 5 attendees: Cochrane on May 15th with 1 attendee; Airdrie May 21st with 20 attendees. It is believed that many were there to primary share their views on the Airdrie Student Balancing topic. May 27 Online with 3 attendees.

In addition to the input on the portal the Board received three letters from constituents:

The scenarios that follow served as the bases of the community engagement conversations and responses.

Q1. Option A: What do you see as the benefits of this option? (N=43/D2)

Option A - Representation by Population with 7 Trustees



Area redesignated from Town of Cochrane Ward 6 into Ward 5 would be the community of Sunset Ridge

Ward	# Trustees
Ward 1 Chestermere	1
Combined Ward 2 SE Rural & Ward 4 NE Rural	1
Ward 3 Airdrie	3
Ward 5 W Rural plus 5,600 Cochrane residents	1
Ward 6 Cochrane less 5,600 Cochrane residents	1

7 trustee option combining ward 2 (Langdon, Indus and Chestermere rural areas) and ward 4 (Crossfield, Beiseker, Irricana, Kathryn, and Airdrie rural areas) and redistributing 5,600 residents from ward 6 (Cochrane: Sunset Ridge) into ward 5 (Bragg Creek, Springbank, Bears paw, Westbrook and Cochrane rural areas).

Synopsis

While the overall representation by population satisfies the numeric model the recurrent comments focus the reduction of the number trustees as being of an economic interest by way of a reduction in trustees' cost. A few comments were related to the diminishment of rural voice and the prospect of shifting of some current urban residents into a more rural based ward was seen as undesirable.

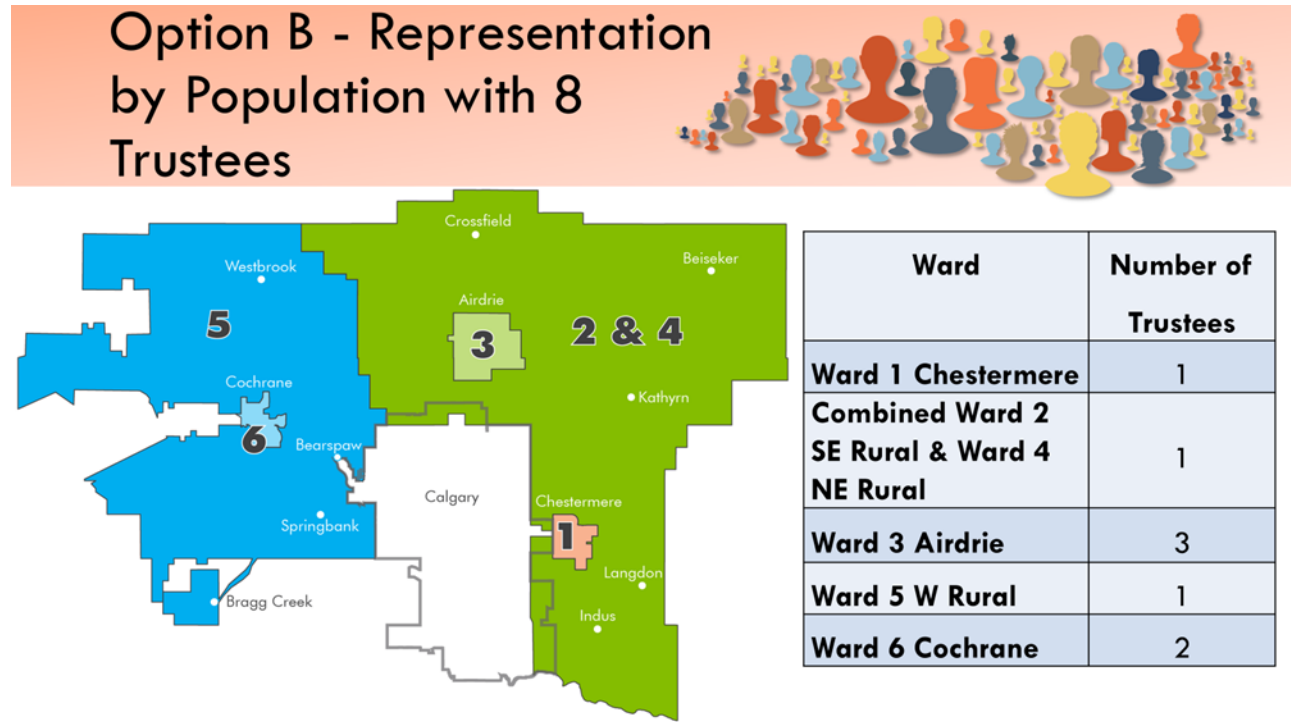
Q2. Options A: What do you see as the drawbacks for this option? (N=70/D8)

Synopsis

The main themes seen as drawbacks were related to the urban/rural redistribution or blending of population groups who many not share comment interests. Another observation was that of decreased rural representation in general and the creation of a large rural ward. Some respondents may not have a clear understanding of issues

related to transportation and class size which may relate to current challenges for RVS.

Q3. Option B: What do you see as the benefits of this option?(N=55/D2)



8 trustee option adding a trustee to ward 6 (Cochrane would now have two trustees) and combining ward 2 (Langdon, Indus and Chestermere rural areas) and ward 4 (Crossfield, Beiseker, Irricana, Kathryn, and Airdrie rural areas).

Synopsis

Most respondents expressed their support for Cochrane representation to increase to two trustees. Some observed that they favoured the notion of keeping the size of the Board the same as it is and maintaining current financial obligations to board governance. Furthermore additional comments supported the idea of leaving the current urban populations unfragmented.

In a letter submitted by the Mayor of the Town of Crossfield it expressed its opposition to both options A and B as they would combine Wards 2 and 4 thus creating a large geographic area. This larger ward would encompass 8 communities as well as have 10 schools and 4 civic governments.

Option C was seen as problematic citing the addition of 8,600 urban voters from north Airdrie as a benefit and expressed a concern about the voter imbalance between the two entities of the new ward.

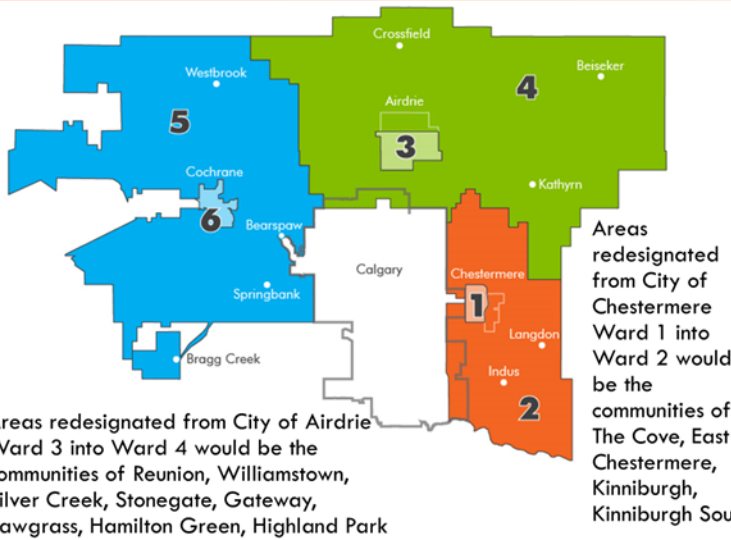
Q4. Option B: What do you see as the drawbacks for this option? (N=49/D2)

Synopsis

The majority of respondents in this section cited their concern that the eastern ward would be a very large geographical area for one trustee to represent resulting in a reduced presence in the schools and communities in this expanded ward area. Electoral issues related to where the voter populations reside may have an adverse impact at the ballot box in relation to the larger voting population centers and a perception of differences between urban and rural life-views and interests.

Q5. Option C: What do you see as the benefits of this option?(N=55)

Option C - Representation by Population with 9 Trustees



Ward	# Trustees
Ward 1 Chestermere less 5,100 residents	1
Ward 2 SE Rural plus 5,100 residents	1
Ward 3 Airdrie less 8,600 residents	3
Ward 4 NE Rural plus 8,600 residents	1
Ward 5 W Rural	1
Ward 6 Cochrane	2

9 trustee option adding a trustee to ward 6 (Cochrane would now have two trustees), and redistributing 8,600 residents from ward 3 (Airdrie: North of Veterans Blvd) into ward 4 (Crossfield, Beiseker, Irricana, Kathryn, and Airdrie rural areas) and redistributing 5,100 residents from ward 1 (Chestermere: East side of the Lake and East of Range Road 282 on the south end of the lake) into ward 2 (Langdon, Indus and Chestermere rural areas).

Synopsis

Mixed responses in favour of mixing rural and urban populations and those expressing their concerns with the idea. Again, some respondents support the growth in the size of the Board to reduce the number of citizens presented while others did not support growth and increased cost. Benefits also noted were the redistribution of trustee workload and increased personal presence.

Q6. Option C: What do you see as the drawbacks for this option?(N=58)

Synopsis

The majority of respondents focused their attention on the issues of blending populations as being problematic. The supporting view was that these populations are distinct and that electoral turnout may have unintended consequences for rural voice. Another view expressed was that the increased cost of an additional trustee was unnecessary.

Q7. Is there another option you think should be considered in line with Board Policy 29 Ward Structures ? (N=21)

Synopsis

The range of opinions covers the ideas that the Board should have an odd number of Trustees. This is counterbalanced by the notion that costs should not increase.

It was also stated by a few that it may be time to have Airdrie become its own district as an urban centre and the rural areas be aligned with neighbouring districts. One thought was to have the rural Trustees elected at large (3) and the remainder allocated in the urban centers.

Q8. Is there anything else you want us to know? (N=29)

Synopsis

There is no central theme in this section. Some respondents voiced their frustration across a broad range of concerns. Rural voice being diminished resonated for some. Others had fiscal concerns about cost of representation and the allocation of funds by the province.. For some the issue of overcrowded schools and the shifting of students was seen as upsetting.

Letter from Kathryn School Council

“The three Ward Boundary options presented do not allow for proper representation of the Rural areas of RVS. Combining our Ward 4, which is included in all three options, makes no sense geographically, nor, would it fulfill the unique needs of our Rural Schools.”... In place of a ward boundary review, my community would like to see a feasibility study occur to test the feasibility of moving the rural school communities into the surrounding rural school divisions like Golden Hills, Chinook’s Edge, and Canadian Rockies. As well, Airdrie, being the fifth largest city in Alberta, yet not having its own school division, needs to be reviewed. Kathryn School Council

Letter from Beiseker School Council

Our key points for your consideration:

“1. Underrepresentation of Rural Schools: Rural schools play a vital role in our community. However, the proposed changes may lead to inadequate representation for our schools. Trustees must be accessible and responsive to the unique needs of rural students, parents, and educators.

2. Fundamental Right to Education: Every student, regardless of their location, deserves a quality education.

Rural students have the same fundamental right to education as their urban counterparts. The ward boundary review should prioritize equitable representation to ensure that rural schools receive the attention they deserve.

3. Balancing Urban and Rural Needs: While urban schools face their own challenges, we must not overlook the unique needs of our rural schools. The review process should consider the distinct requirements of both settings and strike a fair balance. Urban growth should not come at the expense of rural education.”